

Gravel bag material shall have a mullen burst strength exceeding 2,700 kPa (300 psi) per ASTM D3786 & UV stability exceeding 70% per ASTM D4355. Burlap is not acceptable. Baron Bag or appr equal. Addl. requirements for bags used 6 mos. or longer.

Best Management Practices for Construction Sites

Earthmoving Equipment

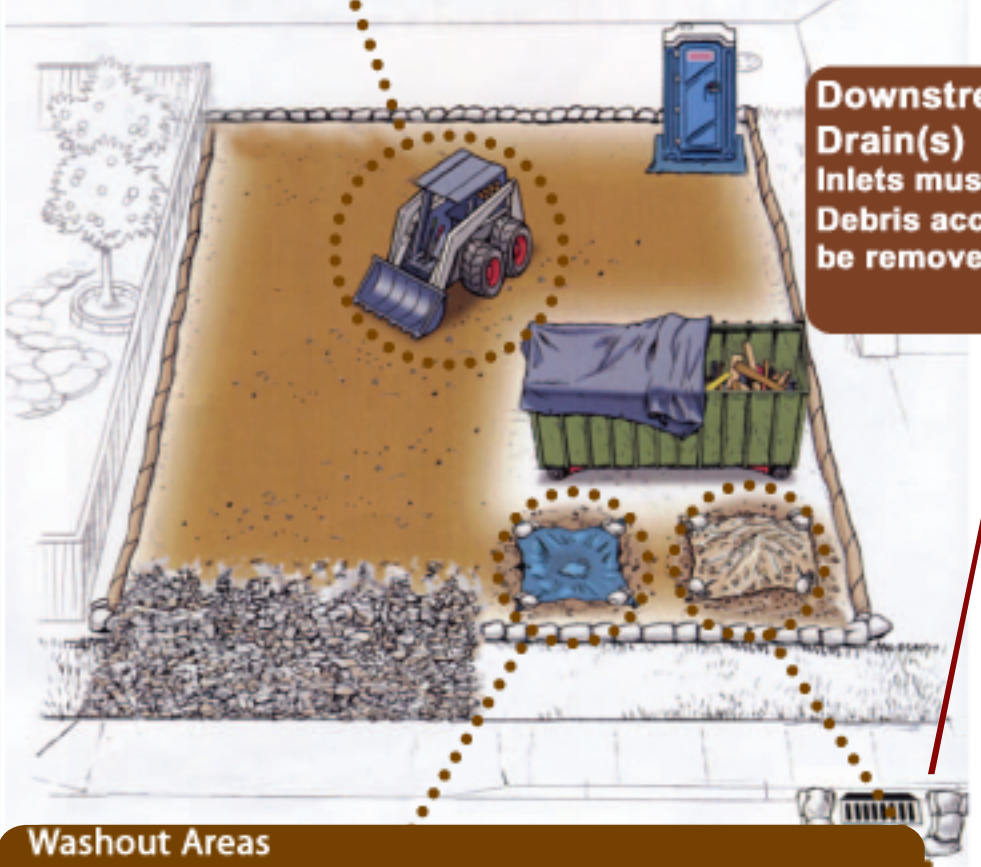
All earthmoving equipment must be stored onsite. Drip pans must be placed under equipment not in use, to contain leaks when observed. Maintenance must be conducted onsite instead of in the street. Any leaks should be cleaned up and repaired immediately.

Concrete Trucks/Pumpers


Pumpers must be surrounded by perimeter controls, such as gravel bags, sandbags, or straw wattles. Waterproof tarps also must be placed beneath concrete pumpers at all times to prevent spills into the street and sidewalk. Residual materials must be cleaned up. Trucks and pumpers are required to clean out in the washout area, not in the street, catch basin or a wheelbarrow.

Dumpsters and Portable Toilets

Dumpsters must be covered with a waterproof covering at the end of each work day and during a rain event. Area around dumpster must be kept clean. Dumpsters must be located onsite unless an Encroachment Permit is obtained for placement in street. Portable toilets must have drip pans and be placed onsite so that any spills do not discharge offsite.

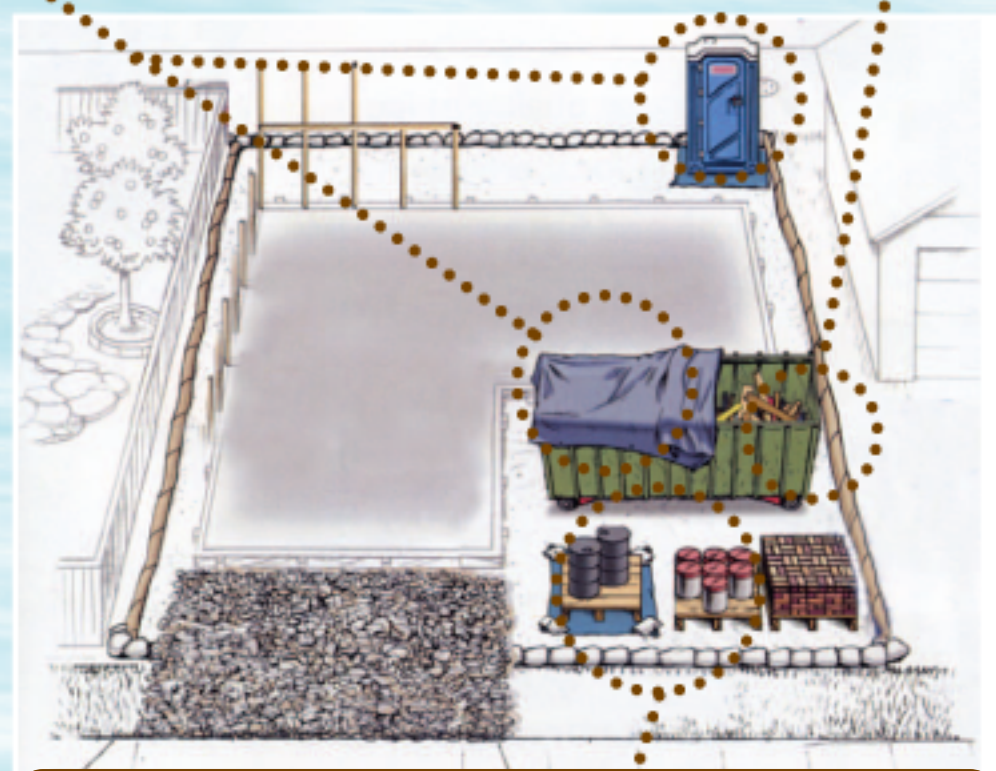


Downstream Storm Drain(s)
Inlets must be protected. Debris accumulation shall be removed daily.



Building Materials/Staging Areas

Construction materials (including landscape materials) must be stored onsite. Building materials must be covered when not in use to prevent runoff caused by wind or rain.



Washout Areas

Disposal of "wet" construction materials should be handled in the washout area. This includes paint, stucco, and concrete. Use a waterproof pit (visqueen or kiddie pool, etc.) to collect and contain liquids and prevent runoff into the street and gutter. The washout area must be checked and maintained daily to ensure compliance. Washout material must be disposed of properly. Leaks must be repaired immediately.

Perimeter Controls

Gravel bags, silt fences and straw wattles are acceptable perimeter controls and must be used to control site run-on and runoff. Avoid running over perimeter controls with vehicles or heavy equipment, as they can damage the materials. Keep extra absorbent materials and/or a wet/dry vacuum onsite to quickly pick up spills. Sites must be checked and maintained daily.

Dirt and Grading

Stockpiled dirt and gravel must be stored onsite and covered. Dust control shall be maintained throughout all phases on construction. During the rainy season (October 1 - April 30) additional gravel, bags, tarps, and visqueen must be stored on site for emergency repair with perimeter control, when not in use.

Tracking Controls

All entrances/exits on the site must have coarse gravel (2" to 6" angular material, as effective) and/or steel shaker plates to prevent offsite sediment tracking. Hand or mechanical sweeping must also be used as needed to clean up any material that gets tracked offsite.

Liquid Storage

Paints, solvents, fuel and other liquids stored onsite must be contained in watertight containers and covered with waterproof tarp. It is illegal for contractors to wash out and dump liquid waste or residue in the street, storm drain or sewer. Use washouts or hazardous material drums to contain liquid waste and residue and dispose of this material

CITY OF DANA POINT

BEST MANAGEMENT PRACTICES (BMPs) FOR CONSTRUCTION SITES MEJORES PRACTICAS DE MANTENIMIENTO EN AREAS DE CONTRUCCION



Date/Time: _____ Address: _____ Contractor: _____

- PROVIDE EFFECTIVE PERIMETER SEDIMENT CONTROL MEASURES.**
PROPORCIONE MEDIDAS DE COTROL DE EROSION PARA TODA LA AREA DE TRABAJO
- PROVIDE A WATER REPELLANT COVER (PLASTIC SHEETING) FOR STOCKPILES.**
PROPORCIONE BARRERAS DE RECHASO DE AGUA (SABANAS DE PLASTICO) QUE CUBRAN LA RESERVA DE TIERRA
- PROVIDE EFFECTIVE INLET PROTECTION FOR THE DOWNSTREAM STORM DRAIN.**
PROPORCIONE PROTECSION PARA LA CORRIENTE DE AGUA QUE CORRE ASIA EL DRENAJE
- PROVIDE EFFECTIVE TRACKING CONTROLS (SHAKER PLATE AND/OR GRAVEL) AT JOB SITE ENTRANCE TO PREVENT TRACKING MUD AND DEBRIS INTO THE STREET.**
PROPORCIONE UN PLATO AJITADOR EN LA ENTRADA A LA AREA DE TRABAJO PARA PREVENIR EL TRAFICO DE CONSTRUCCION QUE LLEVE LODO Y DESECHO A LAS CALLES
- NO STREET WASH-DOWN IS ALLOWED. CONSTRUCTION MATERIALS SHALL NOT BE WASHED DOWN OR SWEEP INTO STREET. SWEEP THE STREET WHEN REQUIRED.**
NO SEPERMITE LAVADO DE CALLES, EQUIPO DE CONSTRUCCION Y MATERIALES QUE SEAN BARRIDOS A ALA CALLE Y DRENAJES (Barra la calle cuando sea necesario).
- PROVIDE CONSTRUCTION DEBRIS DUMPSTER. JOB SITE MUST BE KEPT CLEAN.**
PONGA DESECHOS DE CONSTRUCCION Y LIMPIEZA EN EL BOTE APROPIADO PARA EL DESECHO (Mantenga su area de trafajo limpia para prebenir la acomulacion de desechos en la calle)
- PROVIDE A CONTAINED/WATERPROOF CONSTRUCTION WASH-OUT AREA.** (Wash out area for concrete and mortar mixer clean up. Do not wash out any materials into street.)
PROPORCIONE MEDIDAS DE PREVENSION Y RETENIMIENTO DE DESECHO DE AGUA DE CONSTRUCCION (Lavado de receptor y mezcla de cemento. No lave el batidor, carrillas, erraminetas, pompas de batidor de cemento en la calle
- OBTAIN AN ENCROACHMENT PERMIT FROM CITY PUBLIC WORKS DEPT. (949-248-3509)**
OBTENGA PERMISO DE USO O REPARASION EN CURBAS Y COLADERAS REQUERIDAS POR (SERVICIOS PUBLICOS)
- DO NOT STORE CONSTRUCTION MATERIALS IN PUBLIC RIGHT OF WAY.**
NO PONGA MATERIAL DE CONSTRUCCION EN VIAS
- PREVENT LANDSCAPE OVER-WATERING RUNOFF.**
PREVENGA USAR MUCHA AGUA EN LA JARDINERIA
- LOCATE PORTABLE TOILET ON PRIVATE PROPERTY.**
BANOS PORTATIL SON REQUERIDOS SER PUESTOS EN PROPIEDAD PRIVADA

Failure to comply with the above measures may result in a Stop Work Notice or Citation up to \$1,000.

Falta de cumplir con las medidas requeridas relultara en Orden the Paro de Trabajo, Tiquete, y/o Fianzas.

VERBAL WARNING **NOTICE OF NONCOMPLIANCE** **STOP WORK** **\$\$ FINE TO FOLLOW**

The above BMPs shall be implemented by: _____ Inspector: _____