

EXHIBIT 2

DANA POINT HARBOR REVITALIZATION

DAY USE / BOAT LAUNCH RAMP PARKING SUMMER WEEKEND & HOLIDAY UTILIZATION REPORT

Prepared By:



4 Park Plaza, Suite 700
Irvine, CA 92614

Prepared For:



OC DANA POINT HARBOR
24650 Dana Point Harbor Drive
Dana Point, CA 92629



October 2014

DANA POINT HARBOR REVITALIZATION PLAN
Day Use / Boat Launch Ramp Parking
Summer Weekend & Holiday
Utilization Report

Table of Contents

<u>Section</u>	Page
Introduction	1
Data Analyzed	1
Conclusion	3

<u>List of Exhibits</u>	Page
Exhibit A	4
Exhibit B.1 – Personal Water Craft (PWC)	5
Exhibit B.2 – Single Axle	6
Exhibit B.3 – Double Axle	7
Exhibit B.4 – Triple Axle	8
Exhibit B.5 – Sailboat	9

<u>List of Reference Data</u>	Page
Exhibit C - Boat Launch Ramp Parking – Utilization 2010 – 2014	10 - 74
Exhibit D - Embarcadero Gate Count Data – 2010 - 2014	75 - 93

Introduction

The layout of the Dana Point Harbor Boat Launch Ramp is proposed to be modified as part of the Dana Point Harbor Revitalization – Commercial Core Project.

Policies in the certified Dana Point Harbor Revitalization Plan & District Regulations (Local Coastal Program - LCP) require that *“there shall be no net loss of the existing 334 vehicle with trailer parking spaces. The existing vehicle with trailer parking spaces shall be reconfigured such that spaces are maximized and meet the minimum California Department of Boating and Waterways (DBW) guidelines of 10 x 40 feet to the greatest extent feasible while taking into consideration the demand for larger and smaller spaces. An adequate amount of larger and smaller vehicle with trailer parking spaces shall also be provided for the type of tow vehicles and vessels that use the launch ramp facility as determined through the Coastal Development Permit process”*.

As mentioned above, the required number of launch ramp spaces, per the Local Coastal Program (LCP) is 334. The proposed launch ramp parking design for the Dana Point Harbor Revitalization, Commercial Core Project has 336 spaces. These 336 spaces are made up of a variety of lengths to accommodate different size vehicles with trailers.

The proposed lengths, and the number of spaces, are as follows:

- 30' = 14 (4%)
- 35' = 8 (2%)
- 40' = 57 (17%)
- 45' = 195 (58%)
- 50' = 62 (19%)

94% of these space sizes meet or exceed the DBW guidelines mentioned above. Some smaller spaces (30 & 35 feet) are provided for vehicles with Personal Water Craft (PWC) trailers.

The largest single space proposed is 50 feet in length. However, in order to accommodate larger trailers, 212 (63%) of the 334 spaces are positioned in line with adjacent spaces, creating “pull through spaces” ranging in size from 60 feet to 100 feet in length, with the majority of these spaces being 90 feet (two 45 foot spaces end to end).

Data Analyzed

OC Dana Point Harbor has been tracking the paid weekend (Friday, Saturday, Sunday & Holiday) entries to the launch ramp parking area since 2010.

Entries are tracked in the following categories:

- Personal Water Craft (PWC) Jet Ski / Sea Doo

- Single Axle
- Double Axle
- Triple Axle
- Sailboats

This data, “Embarcadero Marina Entry Counts” can be found in Exhibit C of this report.

Project Dimensions, Inc. (PDI) has analyzed the summer weekend and holiday data collected, for the peak season of July, August and September over the five-year period of 2010 – 2014, in order to determine an appropriate mix of space sizes to adequately meet demand.

The highest number of 2010 to 2014 summer weekend and holiday paid launch ramp entries in a single 24-hour period was 280, which occurred on Sunday July 3rd, 2011. This is one of only 9 days in the five-year period analyzed, which had over 200 paid launch ramp entries.

On any given weekend day, the average type and length (including the vehicle & trailer) of paid launch ramp entry, is approximately as follows:

- | | | |
|---------------|--------------|-----|
| - PWC | (29' to 35') | 18% |
| - Single Axle | (34' to 43') | 25% |
| - Double Axle | (39' to 51') | 55% |
| - Triple Axle | (50' to 60') | 2% |
| - Sailboats | (39' to 50') | 1% |

The analysis of the Exhibit B “Embarcadero Marina Entry Counts” data can be found in Exhibit D of this report, “Dana Point Harbor Boat Launch Ramp Parking – Summer Weekend and Holiday Utilization – 2010, 2011, 2012 and 2014”. Also see Exhibits B.1 through B.5 for photo examples of vehicle with trailer types and lengths.

During the five years of data analyzed, there were only 10 days with more than 200 paid launch ramp entries. One of those days was Friday, July 4th, 2014. On this day, the 202 paid launch ramp entries were as follows:

- | | | | |
|---------------|-----|-----|---------------------------|
| - PWC | 41 | 20% | (Size range - 29' to 35') |
| - Single Axle | 47 | 23% | (Size range - 34' to 43') |
| - Double Axle | 106 | 53% | (Size range - 39' to 51') |
| - Triple Axle | 7 | 3% | (Size range - 50' to 60') |
| - Sailboats | 1 | 1% | (Size range - 39' to 50') |

PDI has taken the proposed Commercial Core Project - Launch Ramp Parking Area design layout and inserted the 202 paid launch ramp entries from July 4th, 2014 to illustrate the space availability at the launch ramp parking area (See Exhibit A). It is important to keep in mind, that while this illustration depicts all 202 entries in the launch ramp parking area at the same time, the

reality is that these boaters come and go throughout the day. The likelihood of all 202 entries being in the Launch Ramp parking lot at the same time is extremely low.

However, assuming that these 202 vehicles with trailers are in the Launch Ramp parking area at the same time, the following sized spaces would remain available:

- 10' x 30' = 1
- 10' x 40' = 1
- 10' x 45' = 111
- 12' x 40' = 1
- 12' x 45' = 2
- 12' x 50' = 18

Conclusion

The Boat Launch Ramp Parking Area data for a 5-year period has been closely analyzed, including the size and quantity of vehicles with trailers utilizing the Boat Launch Ramp Parking Area. The proposed Dana Point Harbor Revitalization Day Use / Boat Launch Ramp Parking Area layout includes a variety of space sizes, with 94% of the spaces meeting or exceeding the DBW guidelines of 10 x 40 feet. Smaller spaces (30 and 35 feet) have also been provided to accommodate PWC's. 60% of the 336 spaces are designed as "pull through" spaces, in order to accommodate those requiring spaces larger than 50 feet in length.

It is the conclusion of this report that the proposed Boat Launch Ramp Parking Area layout, as currently designed in the CDP Application, will more than adequately meet the demand for Boat Launch Ramp Parking in Dana Point Harbor. It is additionally concluded that the proposed Boat Launch Ramp Parking Area will also be able to adequately accommodate a significant amount of increased demand for Boat Launch Ramp Parking should that occur in the future.

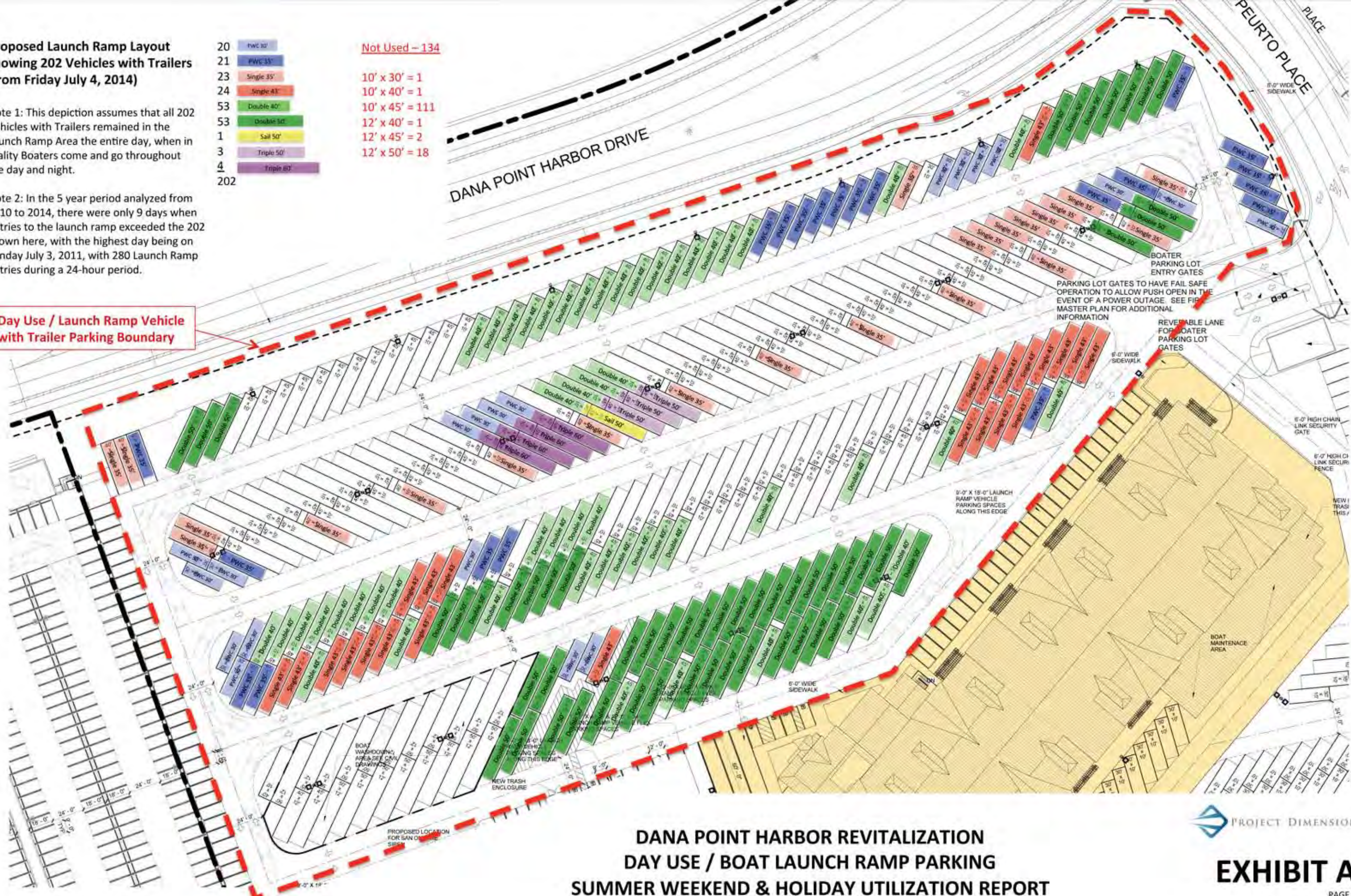
Proposed Launch Ramp Layout showing 202 Vehicles with Trailers (from Friday July 4, 2014)

Note 1: This depiction assumes that all 202 Vehicles with Trailers remained in the Launch Ramp Area the entire day, when in reality Boaters come and go throughout the day and night.

Note 2: In the 5 year period analyzed from 2010 to 2014, there were only 9 days when entries to the launch ramp exceeded the 202 shown here, with the highest day being on Sunday July 3, 2011, with 280 Launch Ramp entries during a 24-hour period.

20	PWC 30'	Not Used - 134
21	PWC 33'	
23	Single 35'	
24	Single 43'	
53	Double 40'	
53	Double 50'	10' x 30' = 1
1	Sail 50'	10' x 40' = 1
3	Triple 50'	10' x 45' = 111
4	Triple 60'	12' x 40' = 1
202		12' x 45' = 2
		12' x 50' = 18


Day Use / Launch Ramp Vehicle with Trailer Parking Boundary



**DANA POINT HARBOR REVITALIZATION
DAY USE / BOAT LAUNCH RAMP PARKING
SUMMER WEEKEND & HOLIDAY UTILIZATION REPORT**



EXHIBIT A



15'

3'

11.5'


29.5'

PERSONAL WATER CRAFT (PWC)

Approximately 23% of Weekend Launches on Average

Overall Length Ranges from 29' to 35'

EXHIBIT B.1



SINGLE AXLE

*Approximately 23% of Weekend Launches on Average
Overall Length Ranges from 34' to 43'*

EXHIBIT B.2



DOUBLE AXLE

*Approximately 23% of Weekend Launches on Average
Overall Length Ranges from 39' to 51'*

EXHIBIT B.3



TRIPLE AXLE

*Approximately 2% of Weekend Launches on Average
Overall Length Ranges from 50' to 60'*

EXHIBIT B.4



SAILBOAT

*Approximately 2% of Weekend Launches on Average
Overall Length Ranges from 39' to 50'*

EXHIBIT B.5

EXHIBIT C
Embarcadero Marina
July 2-5, 2010 Entry Counts

	Friday 7/2/10	Saturday 7/3/10	Sunday 7/4/10	Monday 7/5/10	Friday-Monday 7/2/10 to 7/5/10	Friday-Sunday 7/3/09 to 7/5/09	Thursday-Saturday 7/3/08 to 7/5/08
Gate Count	122	202	106	123	553	479	513
Vehicle With Trailer							
Single Axle	26	42	28	43	139	97	
Double Axle	47	61	20	40	168	124	
Triple Axle	4	4	4	2	14	13	
Single Ski	9	18	9	14	50	84	
Multiple Ski	10	18	11	11	50	43	
Sailboat	0	1	1	1	3	4	
Total	96	144	73	111	313	365	

**Difference from gate count to actual is due to entries when no gate attendant on duty.

Embarcadero Marina
July 9-11, 2010 Entry Counts

	Friday 7/9/10	Saturday 7/10/10	Sunday 7/11/10	Friday-Sunday 7/9/10 to 7/11/10	Friday-Sunday 7/10/09 to 7/12/09	Friday-Sunday 7/11/08 to 7/13/08
Gate Count	45	116	123	284	431	565
Vehicle With Trailer						
Single Axle	9	37	44	90	112	
Double Axle	13	40	35	88	121	
Triple Axle	2	7	4	13	6	
Single Ski	8	9	10	27	50	
Multiple Ski	6	12	9	27	36	
Sailboat	1	4	1	6	1	
Total	39	109	103	251	326	

**Difference from gate count to actual is due to entries when no gate attendant on duty.

Embarcadero Marina
 July 16-18, 2010 Entry Counts

	Friday 7/16/10	Saturday 7/17/10	Sunday 7/18/10	Friday-Sunday 7/16/10 to 7/18/10	Friday-Sunday 7/17/09 to 7/19/09	Friday-Sunday 7/18/08 to 7/20/08
Gate Count	178	200	188	566	510	408
Vehicle With Trailer						
Single Axle	29	75	66	170	136	
Double Axle	27	53	36	116	152	
Triple Axle	4	2	3	9	8	
Single Ski	37	18	31	86	67	
Multiple Ski	31	27	18	76	55	
Sailboat	1	1	2	4	0	
Total	129	176	156	461	418	

**Difference from gate count to actual is due to entries when no gate attendant on duty.

Embarcadero Marina
July 30-August 1, 2010 Entry Counts

	Friday 7/30/10	Saturday 7/31/10	Sunday 8/1/10	Friday-Sunday 7/30/10 to 8/1/10	Friday-Sunday 7/31/09 to 8/2/09	Friday-Sunday 8/1/08 to 8/3/08	Friday-Sunday 8/3/07 to 8/5/07
Gate Count	42	130	139	311	508	538	558
Vehicle With Trailer							
Single Axle	16	35	44	95	146		
Double Axle	10	45	32	87	144		
Triple Axle	2	3	2	7	7		
Single Ski	5	12	21	38	67		
Multiple Ski	5	10	18	33	66		
Sailboat	0	1	1	2	5		
Total	38	106	118	262	435		

**Difference from gate count to actual is due to entries when no gate attendant on duty.

Embarcadero Marina
August 6-8, 2010 Entry Counts

	Friday 8/6/10	Saturday 8/7/10	Sunday 8/8/10	Friday-Sunday 8/6/10 to 8/8/10	Friday-Sunday 8/7/09 to 8/9/09	Friday-Sunday 8/8/08 to 8/11/08	Friday-Sunday 8/10/07 to 8/12/07
Gate Count	117	169	121	407	492	989	814
Vehicle With Trailer							
Single Axle	14	47	39	100	120		
Double Axle	16	43	27	86	162		
Triple Axle	3	1	2	6	9		
Single Ski	3	8	14	25	43		
Multiple Ski	9	11	12	32	29		
Sailboat	2		1	3	5		
Total	47	110	95	252	368		

**Difference from gate count to actual is due to entries when no gate attendant on duty.

Embarcadero Marina
August 13-15, 2010 Entry Counts

	Friday 8/13/10	Saturday 8/14/10	Sunday 8/15/10	Friday-Sunday 8/13/10 to 8/15/10	Friday-Sunday 8/14/09 to 8/16/09	Friday-Sunday 8/15/08 to 8/18/08	Friday-Sunday 8/17/07 to 8/19/07
Gate Count	53	137	138	328	436	630	541
Vehicle With Trailer							
Single Axle	21	45	36	102	141		
Double Axle	9	34	34	77	126		
Triple Axle	2	1	1	4	13		
Single Ski	1	14	16	31	37		
Multiple Ski	6	14	18	38	42		
Sailboat	0	3	1	4	0		
Total	39	111	106	256	359		

**Difference from gate count to actual is due to entries when no gate attendant on duty.

Embarcadero Marina
August 20-22, 2010 Entry Counts

	Friday 8/20/10	Saturday 8/21/10	Sunday 8/22/10	Friday-Sunday 8/20/10 to 8/22/10	Friday-Sunday 8/21/09 to 8/23/09	Friday-Sunday 8/22/08 to 8/24/08	Friday-Sunday 8/24/07 to 8/26/07
Gate Count	51	159	158	368	267	714	466
Vehicle With Trailer							
Single Axle	14	41	46	101	68		
Double Axle	16	41	28	85	66		
Triple Axle	1	4	2	7	7		
Single Ski	8	15	16	39	27		
Multiple Ski	5	18	21	44	23		
Sailboat	1	0	2	3	4		
Total	45	119	115	279	195		

**Difference from gate count to actual is due to entries when no gate attendant on duty.

Embarcadero Marina
August 27-29, 2010 Entry Counts

Gate Count	Friday 8/27/10	Saturday 8/28/10	Sunday 8/29/10	Friday-Sunday 8/27/10 to 8/29/10	Friday-Sunday 8/28/09 to 8/30/09	Friday-Sunday 8/29/08 to 8/31/08	Friday-Sunday 8/31/07 to 9/2/07
		54	82	111	247	507	799
Vehicle With Trailer							
Single Axle	8	20	25	53	126		
Double Axle	19	29	33	81	135		
Triple Axle	0	2	2	4	5		
Single Ski	4	8	14	26	88		
Multiple Ski	3	11	8	22	90		
Sailboat	1	1	0	2	3		
Total	35	71	82	188	447		

**Difference from gate count to actual is due to entries when no gate attendant on duty.

Embarcadero Marina
September 3-6, 2010 Entry Counts

	Friday 9/3/10	Saturday 9/4/10	Sunday 9/5/10	Monday 9/6/10	Friday-Monday 9/3/10 to 9/6/10	Friday-Monday 9/4/07 to 9/7/09	Friday-Monday 8/29/08 to 9/1/08	Friday-Monday 8/31/07 to 9/3/07
Gate Count	53	132	148	96	429	806	929	746
Vehicle With Trailer								
Single Axle	15	46	38	34	133	172		
Double Axle	10	41	36	21	108	182		
Triple Axle	2	2	3	2	9	17		
Single Ski	10	15	29	8	62	76		
Multiple Ski	7	15	11	7	40	85		
Sailboat	0	1	0	1	2	1		
Total	44	120	117	73	281	533		

**Difference from gate count to actual is due to entries when no gate attendant on duty.

Embarcadero Marina
September 10-12, 2010 Entry Counts

	Friday 9/10/10	Saturday 9/11/10	Sunday 9/12/10	Friday-Sunday 9/10/10 to 9/12/10	Friday-Sunday 9/11/09 to 9/13/09	Friday-Sunday 9/12/08 to 9/14/08	Friday-Sunday 9/14/07 to 9/16/07
Gate Count	42	82	90	214	336	673	146
Vehicle With Trailer							
Single Axle	6	26	33	65	70		
Double Axle	10	19	8	37	78		
Triple Axle	0	2	0	2	4		
Single Ski	7	10	17	34	30		
Multiple Ski	5	4	5	14	24		
Sailboat	2	0	2	4	3		
Total	30	61	65	156	209		

**Difference from gate count to actual is due to entries when no gate attendant on duty.

Embarcadero Marina
September 17-19, 2010 Entry Counts

	Friday 9/17/10	Saturday 9/18/10	Sunday 9/19/10	Friday-Sunday 9/17/10 to 9/19/10	Friday-Sunday 9/18/09 to 9/20/09	Friday-Sunday 9/19/08 to 9/21/08	Friday-Sunday 9/21/07 to 9/23/07
Gate Count	55	79	68	202	380	467	136
Vehicle With Trailer							
Single Axle	2	18	18	38	77		
Double Axle	8	15	18	41	108		
Triple Axle	4	2	0	6	8		
Single Ski	3	15	5	23	52		
Multiple Ski	4	6	11	21	34		
Sailboat	2	5	1	8	3		
Total	23	61	53	137	282		

**Difference from gate count to actual is due to entries when no gate attendant on duty.

Embarcadero Marina
September 24-26, 2010 Entry Counts

	Friday 9/24/10	Saturday 9/25/10	Sunday 9/26/10	Friday-Sunday 9/24/10 to 9/26/10	Friday-Sunday 9/25/09 to 9/27/09	Friday-Sunday 9/26/08 to 9/28/08	Friday-Sunday 9/28/07 to 9/30/07
Gate Count	64	161	231	456	378	411	391
Vehicle With Trailer							
Single Axle	9	53	47	109	67		
Double Axle	15	36	46	97	101		
Triple Axle	1	5	3	9	4		
Single Ski	2	28	55	85	55		
Multiple Ski	4	13	35	52	27		
Sailboat	0	4	1	5	10		
Total	31	139	187	357	264		

**Difference from gate count to actual is due to entries when no gate attendant on duty.

Embarcadero Marina
July 1-4, 2011 Entry Counts

	Friday 7/1/11	Saturday 7/2/11	Sunday 7/3/11	Monday 7/4/11	Friday-Monday 7/1/11 to 7/4/11	Friday-Monday 7/2/10 to 7/5/10	Friday-Sunday 7/3/09 to 7/5/09	Thursday-Saturday 7/3/08 to 7/5/08	Tuesday-Thursday 7/3/07 to 7/5/07
Gate Count	125	202	280	129	736	553	479	513	340
Vehicle With Trailer									
Single Axle	15	52	76	33	176	139	97		
Double Axle	27	76	97	20	220	168	124		
Triple Axle	4	9	4	2	19	14	13		
Single Ski	17	16	24	12	69	50	84		
Multiple Ski	9	22	29	15	75	50	43		
Sailboat	2	1	1	0	4	3	4		
Total	74	176	231	82	481	313	365		

**Difference from gate count to actual is due to entries when no gate attendant on duty.

Embarcadero Marina
July 8-10, 2011 Entry Counts

	Friday 7/8/11	Saturday 7/9/11	Sunday 7/10/11	Friday-Sunday 7/8/11 to 7/10/11	Friday-Sunday 7/9/10 to 7/11/10	Friday-Sunday 7/10/09 to 7/12/09	Friday-Sunday 7/11/08 to 7/13/08	Friday-Sunday 7/13/07 to 7/15/07
Gate Count	75	142	149	366	284	431	565	515
Vehicle With Trailer								
Single Axle	12	39	52	103	90	112		
Double Axle	8	47	39	94	88	121		
Triple Axle	1	4	2	7	13	6		
Single Ski	6	14	20	40	27	50		
Multiple Ski	6	10	11	27	27	36		
Sailboat	0	4	1	5	6	1		
Total	33	118	125	276	251	326		

**Difference from gate count to actual is due to entries when no gate attendant on duty.

Embarcadero Marina
July 15-17, 2010 Entry Counts

	Friday 7/15/11	Saturday 7/16/11	Sunday 7/17/11	Friday-Sunday 7/15/11 to 7/17/11	Friday-Sunday 7/16/10 to 7/18/10	Friday-Sunday 7/17/09 to 7/19/09	Friday-Sunday 7/18/08 to 7/20/08	Friday-Sunday 7/20/07 to 7/22/07
Gate Count	57	130	145	332	566	510	408	536
Vehicle With Trailer								
Single Axle	13	33	45	91	170	136		
Double Axle	16	49	50	115	116	152		
Triple Axle	0	2	2	4	9	8		
Single Ski	4	16	24	44	86	67		
Multiple Ski	8	13	20	41	76	55		
Sailboat	0	3	0	3	4	0		
Total	41	116	141	298	461	418		

**Difference from gate count to actual is due to entries when no gate attendant on duty.

Embarcadero Marina
July 22-24, 2011 Entry Counts

	Friday 7/22/11	Saturday 7/23/11	Sunday 7/24/11	Friday-Sunday 7/22/11 to 7/24/11	Friday-Sunday 7/23/10 to 7/25/10	Friday-Sunday 7/24/09 to 7/26/09	Friday-Sunday 7/25/08 to 7/27/08	Friday-Sunday 7/27/07 to 7/29/07
Gate Count	140	169	161	470	353	378	625	628
Vehicle With Trailer								
Single Axle	33	51	60	144	108	95		
Double Axle	20	60	32	112	79	120		
Triple Axle	4	6	1	11	12	3		
Single Ski	10	20	28	58	26	103		
Multiple Ski	31	16	18	65	39	62		
Sailboat	1	1	2	4	3	3		
Total	99	154	141	394	267	386		

**Difference from gate count to actual is due to entries when no gate attendant on duty.

Embarcadero Marina
July 29-31, 2011 Entry Counts

	Friday 7/29/11	Saturday 7/30/11	Sunday 7/31/11	Friday-Sunday 7/29/11 to 7/31/11	Friday-Sunday 7/30/10 to 8/1/10	Friday-Sunday 7/31/09 to 8/2/09	Friday-Sunday 8/1/08 to 8/3/08	Friday-Sunday 8/3/07 to 8/5/07
Gate Count	63	140	83	286	311	508	538	558
Vehicle With Trailer								
Single Axle	14	39	25	78	95	146		
Double Axle	7	50	22	79	87	144		
Triple Axle	1	2	0	3	7	7		
Single Ski	8	15	10	33	38	67		
Multiple Ski	10	13	10	33	33	66		
Sailboat	3	1	0	4	2	5		
Total	43	120	67	230	262	435		

**Difference from gate count to actual is due to entries when no gate attendant on duty.

Embarcadero Marina
August 5-7, 2011 Entry Counts

	Friday 8/5/11	Saturday 8/6/11	Sunday 8/7/11	Friday-Sunday 8/5/11 to 8/7/11	Friday-Sunday 8/6/10 to 8/8/10	Friday-Sunday 8/7/09 to 8/9/09	Friday-Sunday 8/8/08 to 8/11/08	Friday-Sunday 8/10/07 to 8/12/07
Gate Count	116	223	124	463	407	492	989	814
Vehicle With Trailer								
Single Axle	10	39	42	91	100	120		
Double Axle	16	56	38	110	86	162		
Triple Axle	2	3	2	7	6	9		
Single Ski	3	14	16	33	25	43		
Multiple Ski	10	15	17	42	32	29		
Sailboat	0	2	0	2	3	5		
Total	41	129	115	285	252	368		

**Difference from gate count to actual is due to entries when no gate attendant on duty.

Embarcadero Marina
August 12-14, 2011 Entry Counts

	Friday 8/12/11	Saturday 8/13/11	Sunday 8/14/11	Friday-Sunday 8/12/11 to 8/14/11	Friday-Sunday 8/13/10 to 8/15/10	Friday-Sunday 8/14/09 to 8/16/09	Friday-Sunday 8/15/08 to 8/18/08	Friday-Sunday 8/17/07 to 8/19/07
Gate Count	40	122	117	279	328	436	630	541
Vehicle With Trailer								
Single Axle	11	39	55	105	102	141		
Double Axle	12	34	37	83	77	126		
Triple Axle	1	1	2	4	4	13		
Single Ski	1	25	14	40	31	37		
Multiple Ski	2	9	7	18	38	42		
Sailboat	1	1	2	4	4	0		
Total	28	109	117	254	256	359		

**Difference from gate count to actual is due to entries when no gate attendant on duty.

Embarcadero Marina
August 19-21, 2011 Entry Counts

	Friday 8/19/11	Saturday 8/20/11	Sunday 8/21/11	Friday-Sunday 8/19/11 to 8/21/11	Friday-Sunday 8/20/10 to 8/22/10	Friday-Sunday 8/21/09 to 8/23/09	Friday-Sunday 8/22/08 to 8/24/08	Friday-Sunday 8/24/07 to 8/26/07
Gate Count	54	89	127	270	368	267	714	466
Vehicle With Trailer								
Single Axle	6	31	52	89	101	68		
Double Axle	17	27	42	86	85	66		
Triple Axle	1	0	2	3	7	7		
Single Ski	1	12	13	26	39	27		
Multiple Ski	8	15	8	31	44	23		
Sailboat	1	1	3	5	3	4		
Total	34	86	120	240	279	195		

**Difference from gate count to actual is due to entries when no gate attendant on duty.

Embarcadero Marina
August 26-28, 2011 Entry Counts

	Friday 8/26/11	Saturday 8/27/11	Sunday 8/28/11	Friday-Sunday 8/26/11 to 8/28/11	Friday-Sunday 8/27/10 to 8/29/10	Friday-Sunday 8/28/09 to 8/30/09	Friday-Sunday 8/29/08 to 8/31/08	Friday-Sunday 8/31/07 to 9/2/07
Gate Count	58	161	146	365	247	507	799	524
Vehicle With Trailer								
Single Axle	6	41	46	93	53	126		
Double Axle	12	42	40	94	81	135		
Triple Axle	2	1	2	5	4	5		
Single Ski	8	20	19	47	26	88		
Multiple Ski	4	19	11	34	22	90		
Sailboat	3	1	2	6	2	3		
Total	35	124	120	279	188	447		

**Difference from gate count to actual is due to entries when no gate attendant on duty.

Embarcadero Marina
September 2-5, 2010 Entry Counts

	Friday 9/2/11	Saturday 9/3/11	Sunday 9/4/11	Monday 9/5/11	Friday-Monday 9/2/11 to 9/5/11	Friday-Monday 9/3/10 to 9/6/10	Friday-Monday 9/4/07 to 9/7/09	Friday-Monday 8/29/08 to 9/1/08	Friday-Monday 8/31/07 to 9/3/07
Gate Count	61	114	91	63	329	429	806	929	746
Vehicle With Trailer									
Single Axle	11	29	22	18	80	133	172		
Double Axle	10	35	29	29	103	108	182		
Triple Axle	3	2	4	1	10	9	17		
Single Ski	4	20	10	3	37	62	76		
Multiple Ski	5	13	13	4	35	40	85		
Sailboat	1	3	5	2	11	2	1		
Total	34	102	83	57	219	281	533		

**Difference from gate count to actual is due to entries when no gate attendant on duty.

Embarcadero Marina
September 9-11, 2011 Entry Counts

	Friday 9/9/11	Saturday 9/10/11	Sunday 9/11/11	Friday-Sunday 9/9/11 to 9/11/11	Friday-Sunday 9/10/10 to 9/12/10	Friday-Sunday 9/11/09 to 9/13/09	Friday-Sunday 9/12/08 to 9/14/08	Friday-Sunday 9/14/07 to 9/16/07
Gate Count	34	43	88	165	214	336	673	146
Vehicle With Trailer								
Single Axle	9	15	22	46	65	70		
Double Axle	7	16	26	49	37	78		
Triple Axle	1	2	0	3	2	4		
Single Ski	1	3	8	12	34	30		
Multiple Ski	2	1	6	9	14	24		
Sailboat	0	0	1	1	4	3		
Total	20	37	63	120	156	209		

**Difference from gate count to actual is due to entries when no gate attendant on duty.

Embarcadero Marina
September 16-18, 2011 Entry Counts

	Friday 9/16/11	Saturday 9/17/11	Sunday 9/18/11	Friday-Sunday 9/16/11 to 9/18/11	Friday-Sunday 9/17/10 to 9/19/10	Friday-Sunday 9/18/09 to 9/20/09	Friday-Sunday 9/19/08 to 9/21/08	Friday-Sunday 9/21/07 to 9/23/07
Gate Count	24	65	85	174	202	380	467	136
Vehicle With Trailer								
Single Axle	7	19	26	52	38	77		
Double Axle	12	16	24	52	41	108		
Triple Axle	0	1	0	1	6	8		
Single Ski	0	14	9	23	23	52		
Multiple Ski	3	6	13	22	21	34		
Sailboat	0	1	2	3	8	3		
Total	22	57	74	153	137	282		

**Difference from gate count to actual is due to entries when no gate attendant on duty.

Embarcadero Marina
September 23-25, 2011 Entry Counts

	Friday 9/23/11	Saturday 9/24/11	Sunday 9/25/11	Friday-Sunday 9/23/11 to 9/25/11	Friday-Sunday 9/24/10 to 9/26/10	Friday-Sunday 9/25/09 to 9/27/09	Friday-Sunday 9/26/08 to 9/28/08	Friday-Sunday 9/28/07 to 9/30/07
Gate Count	28	76	54	158	456	378	411	391
Vehicle With Trailer								
Single Axle	0	16	8	24	109	67		
Double Axle	2	23	15	40	97	101		
Triple Axle	0	1	1	2	9	4		
Single Ski	0	6	11	17	85	55		
Multiple Ski	3	3	2	8	52	27		
Sailboat	0	5	2	7	5	10		
Total	5	54	39	98	357	264		

**Difference from gate count to actual is due to entries when no gate attendant on duty.

Embarcadero Marina
July 4-8, 2012 Entry Counts

	Wednesday 7/4/12	Thursday 7/5/12	Friday 7/6/12	Saturday 7/7/12	Sunday 7/8/12	Wednesday-Sunday 7/4/12 to 7/8/12	Friday-Monday 7/1/11 to 7/4/11	Friday-Monday 7/2/10 to 7/5/10	Friday-Sunday 7/3/09 to 7/5/09	Thursday-Saturday 7/3/08 to 7/5/08	Tuesday-Thursday 7/3/07 to 7/5/07
Gate Count	139	54	55	126	128	502	736	553	479	513	340
Vehicle With Trailer											
Single Axle	30	14	11	47	44	146	176	139	97		
Double Axle	29	18	9	42	34	132	220	168	124		
Triple Axle	1	2	1	1	1	6	19	14	13		
Single Ski	20	1	5	12	17	55	69	50	84		
Multiple Ski	15	3	3	10	13	44	75	50	43		
Sailboat	1	2	2	0	1	6	4	3	4		
Total	96	40	31	112	110	389	481	313	365		

**Difference from gate count to actual is due to entries when no gate attendant on duty.

Embarcadero Marina
July 13-15, 2012 Entry Counts

	Clouds 70		Clouds 70	Friday-Sunday	Friday-Sunday	Friday-Sunday	Friday-Sunday	Friday-Sunday	Friday-Sunday
	Friday 7/13/12	Saturday 7/14/12	Sunday 7/15/12	7/13/12 to 7/15/12	7/15/11 to 7/17/11	7/16/10 to 7/18/10	7/17/09 to 7/19/09	7/18/08 to 7/20/08	7/20/07 to 7/22/07
Gate Count	60	103	93	256	332	566	510	408	536
Vehicle With Trailer									
Single Axle	12	35	39	86	91	170	136		
Double Axle	17	36	26	79	115	116	152		
Triple Axle	0	2	1	3	4	9	8		
Single Ski	0	9	13	22	44	86	67		
Multiple Ski	5	18	10	0	41	76	55		
Sailboat	0	2	2	4	3	4	0		
Total	34	102	91	227	298	461	418		

**Difference from gate count to actual is due to entries when no gate attendant on duty.

Embarcadero Marina
July 20-22, 2012 Entry Counts

	Sun 75		Clouds 75	Friday-Sunday	Friday-Sunday	Friday-Sunday	Friday-Sunday	Friday-Sunday	Friday-Sunday
	Friday 7/20/12	Saturday 7/21/12	Sunday 7/22/12	7/20/12 to 7/22/12	7/22/11 to 7/24/11	7/23/10 to 7/25/10	7/24/09 to 7/26/09	7/25/08 to 7/27/08	7/27/07 to 7/29/07
Gate Count	70	130	132	332	470	353	378	625	628
Vehicle With Trailer									
Single Axle	11	41	38	90	144	108	95		
Double Axle	15	43	32	90	112	79	120		
Triple Axle	0	5	1	6	11	12	3		
Single Ski	3	10	25	38	58	26	103		
Multiple Ski	8	10	16	0	65	39	62		
Sailboat	2	1	3	6	4	3	3		
Total	39	110	115	264	394	267	386		

**Difference from gate count to actual is due to entries when no gate attendant on duty.

Embarcadero Marina
July 27-29, 2012 Entry Counts

	Sun 75		Clouds 75	Friday-Sunday	Friday-Sunday	Friday-Sunday	Friday-Sunday	Friday-Sunday	Friday-Sunday
	Friday 7/27/12	Saturday 7/28/12	Sunday 7/29/12	7/27/12 to 7/29/12	7/29/11 to 7/31/11	7/30/10 to 8/1/10	7/31/09 to 8/2/09	8/1/08 to 8/3/08	8/3/07 to 8/5/07
Gate Count	57	119	132	308	286	311	508	538	558
Vehicle With Trailer									
Single Axle	13	35	23	71	78	95	146		
Double Axle	9	33	21	63	79	87	144		
Triple Axle	0	3	1	4	3	7	7		
Single Ski	3	28	19	50	33	38	67		
Multiple Ski	5	14	15	0	33	33	66		
Sailboat	1	6	1	8	4	2	5		
Total	31	119	80	230	230	262	435		

**Difference from gate count to actual is due to entries when no gate attendant on duty.

Embarcadero Marina
August 3-5, 2012 Entry Counts

	Sun 75	Sun 75	Sun 75	Friday-Sunday	Friday-Sunday	Friday-Sunday	Friday-Sunday	Friday-Sunday	Friday-Sunday
	Friday 8/3/12	Saturday 8/4/12	Sunday 8/5/12	8/3/12 to 8/5/12	8/5/11 to 8/7/11	8/6/10 to 8/8/10	8/7/09 to 8/9/09	8/8/08 to 8/11/08	8/10/07 to 8/12/07
Gate Count	129	162	134	425	463	407	492	989	814
Vehicle With Trailer									
Single Axle	17	44	39	100	91	100	120		
Double Axle	30	48	42	120	110	86	162		
Triple Axle	0	4	5	9	7	6	9		
Single Ski	5	13	18	36	33	25	43		
Multiple Ski	16	10	17	0	42	32	29		
Sailboat	1	4	2	7	2	3	5		
Total	69	123	123	315	285	252	368		

**Difference from gate count to actual is due to entries when no gate attendant on duty.

Embarcadero Marina
August 10-12, 2012 Entry Counts

	Sun 85	Sun 85	Sun 85	Friday-Sunday	Friday-Sunday	Friday-Sunday	Friday-Sunday	Friday-Sunday	Friday-Sunday
	Friday 8/10/12	Saturday 8/11/12	Sunday 8/12/12	8/10/12 to 8/12/12	8/12/11 to 8/14/11	8/13/10 to 8/15/10	8/14/09 to 8/16/09	8/15/08 to 8/18/08	8/17/07 to 8/19/07
Gate Count	72	172	143	387	279	328	436	630	541
Vehicle With Trailer									
Single Axle	14	40	42	96	105	102	141		
Double Axle	18	42	40	100	83	77	126		
Triple Axle	2	5	2	9	4	4	13		
Single Ski	2	18	22	42	40	31	37		
Multiple Ski	5	21	10	36	18	38	42		
Sailboat	2	1	0	3	4	4	0		
Total	43	127	116	286	254	256	359		

Embarcadero Marina
August 17-19 Entry Counts, 2012

	Sun 85	Sun 85	Sun 85	Friday-Sunday	Friday-Sunday	Friday-Sunday	Friday-Sunday	Friday-Sunday	Friday-Sunday
	Friday 8/17/12	Saturday 8/18/12	Sunday 8/19/12	8/17/12 to 8/19/12	8/19/11 to 8/21/11	8/20/10 to 8/22/10	8/21/09 to 8/23/09	8/22/08 to 8/24/08	8/24/07 to 8/26/07
Gate Count	60	157	158	375	270	368	267	714	466
Vehicle With Trailer									
Single Axle	8	42	45	95	89	101	68		
Double Axle	13	42	61	116	86	85	66		
Triple Axle	0	4	2	6	3	7	7		
Single Ski	6	10	26	42	26	39	27		
Multiple Ski	5	23	20	48	31	44	23		
Sailboat	2	0	1	3	5	3	4		
Total	34	121	155	310	240	279	195		

**Difference from gate count to actual is due to entries when no gate attendant on duty.

Embarcadero Marina
August 24-26 Entry Counts, 2012

	Sun 78	Clouds/Sun 78	Clouds/Sun 80	Friday-Sunday	Friday-Sunday	Friday-Sunday	Friday-Sunday	Friday-Sunday	Friday-Sunday
	Friday 8/24/12	Saturday 8/25/12	Sunday 8/26/12	8/24/12 to 8/26/12	8/26/11 to 8/28/11	8/27/10 to 8/29/10	8/28/09 to 8/30/09	8/29/08 to 8/31/08	8/31/07 to 9/2/07
Gate Count	66	156	148	370	365	247	507	799	524
Vehicle With Trailer									
Single Axle	14	55	56	125	93	53	126		
Double Axle	15	41	42	98	94	81	135		
Triple Axle	0	2	0	2	5	4	5		
Single Ski	1	8	17	26	47	26	88		
Multiple Ski	2	8	13	23	34	22	90		
Sailboat	2	1	3	6	6	2	3		
Total	34	115	131	280	279	188	447		

**Difference from gate count to actual is due to entries when no gate attendant on duty.

Embarcadero Marina
August 31-September 3 Entry Counts, 2012

	Sun 80	Sun 80	Sun 80	Sun 80	Friday-Monday	Friday-Monday	Friday-Monday	Friday-Monday	Friday-Monday	Friday-Monday
	Friday 8/31/12	Saturday 9/1/12	Sunday 9/2/12	Monday 9/3/12	8/31/12 to 9/3/12	9/2/11 to 9/5/11	9/3/10 to 9/6/10	9/4/07 to 9/7/09	8/29/08 to 9/1/08	8/31/07 to 9/3/07
Gate Count	93	158	158	131	540	329	429	806	929	746
Vehicle With Trailer										
Single Axle	11	39	43	34	127	80	133	172		
Double Axle	25	53	40	36	154	103	108	182		
Triple Axle	0	1	3	2	6	10	9	17		
Single Ski	7	23	11	12	53	37	62	76		
Multiple Ski	5	8	19	9	41	35	40	85		
Sailboat	1	1	4	0	6	11	2	1		
Total	49	125	120	93	294	219	281	533		

**Difference from gate count to actual is due to entries when no gate attendant on duty.

Embarcadero Marina
September 7-9 Entry Counts, 2012

	Sun 80		Sun 80	Friday-Sunday	Friday-Sunday	Friday-Sunday	Friday-Sunday	Friday-Sunday	Friday-Sunday
	Friday 9/7/12	Saturday 9/8/12	Sunday 9/9/12	9/7/12 to 9/9/12	9/9/11 to 9/11/11	9/10/10 to 9/12/10	9/11/09 to 9/13/09	9/12/08 to 9/14/08	9/14/07 to 9/16/07
Gate Count	81	139	131	351	165	214	336	673	146
Vehicle With Trailer									
Single Axle	10	29	31	70	46	65	70		
Double Axle	10	45	37	92	49	37	78		
Triple Axle	0	0	1	1	3	2	4		
Single Ski	1	10	23	34	12	34	30		
Multiple Ski	4	7	18	29	9	14	24		
Sailboat	2	2	0	4	1	4	3		
Total	27	93	110	230	120	156	209		

**Difference from gate count to actual is due to entries when no gate attendant on duty.

Embarcadero Marina
September 14-16 Entry Counts, 2012

	Sun 95	Sun 95	Sun 85	Friday-Sunday	Friday-Sunday	Friday-Sunday	Friday-Sunday	Friday-Sunday	Friday-Sunday
	Friday 9/14/12	Saturday 9/15/12	Sunday 9/16/12	9/14/12 to 9/16/12	9/16/11 to 9/18/11	9/17/10 to 9/19/10	9/18/09 to 9/20/09	9/19/08 to 9/21/08	9/21/07 to 9/23/07
Gate Count	75	144	101	320	174	202	380	467	136
Vehicle With Trailer									
Single Axle	7	38	21	66	52	38	77		
Double Axle	10	36	25	71	52	41	108		
Triple Axle	1	1	4	6	1	6	8		
Single Ski	4	14	11	29	23	23	52		
Multiple Ski	4	15	12	31	22	21	34		
Sailboat	2	2	1	5	3	8	3		
Total	28	106	74	208	153	137	282		

**Difference from gate count to actual is due to entries when no gate attendant on duty.

Embarcadero Marina
September 21-23, 2012 Entry Counts

	Sun 85		Sun 85	Friday-Sunday	Friday-Sunday	Friday-Sunday	Friday-Sunday	Friday-Sunday	Friday-Sunday
	Friday 9/21/12	Saturday 9/22/12	Sunday 9/23/12	9/21/12 to 9/23/12	9/23/11 to 9/25/11	9/24/10 to 9/26/10	9/25/09 to 9/27/09	9/26/08 to 9/28/08	9/28/07 to 9/30/07
Gate Count	52	108	108	268	158	456	378	411	391
Vehicle With Trailer									
Single Axle	7	31	27	65	24	109	67		
Double Axle	17	38	39	94	40	97	101		
Triple Axle	0	1	1	2	2	9	4		
Single Ski	2	14	16	32	17	85	55		
Multiple Ski	2	10	8	20	8	52	27		
Sailboat	1	3	2	6	7	5	10		
Total	29	97	93	219	98	357	264		

**Difference from gate count to actual is due to entries when no gate attendant on duty.

Embarcadero Marina
September 28-30, 2012 Entry Counts

	Sun 85	Sun 85	Sun 88	Friday-Sunday	Friday-Sunday	Friday-Sunday	Friday-Sunday	Friday-Sunday	Friday-Sunday
	Friday 9/28/12	Saturday 9/29/12	Sunday 9/30/12	9/28/12 to 9/30/12	9/30/11 to 10/2/11	10/1/10 to 10/3/10	10/2/09 to 10/4/09	10/3/08 to 10/5/08	10/5/07 to 10/7/07
Gate Count	51	125	113	289	232	292	329	257	376
Vehicle With Trailer									
Single Axle	7	33	30	70	62	68	76		
Double Axle	7	21	26	54	69	61	94		
Triple Axle	0	1	2	3	3	4	2		
Single Ski	4	8	15	27	22	18	37		
Multiple Ski	0	9	15	24	13	13	7		
Sailboat	1	3	3	7	3	3	7		
Total	19	75	91	185	172	167	223		

**Difference from gate count to actual is due to entries when no gate attendant on duty.

Embarcadero Marina
July 4-7 Entry Counts, 2013

	Clouds/Sun 78	Clouds/Sun 78	Clouds/Sun 78	Clouds/Sun 78		Wednesday-Sunday	Friday-Monday	Friday-Monday	Friday-Sunday	Thursday-Saturday	Tuesday-Thursday
	Thursday 7/4/13	Friday 7/5/13	Saturday 7/6/13	Sunday 7/7/13	7/4/13 to 7/7/13	7/4/12 to 7/8/12	7/1/11 to 7/4/11	7/2/10 to 7/5/10	7/3/09 to 7/5/09	7/3/08 to 7/5/08	7/3/07 to 7/5/07
Gate Count	177	103	154	118	552	502	736	553	479	513	340
Vehicle With Trailer											
Single Axle	50	23	61	35	169	146	176	139	97		
Double Axle	25	18	44	23	110	132	220	168	124		
Triple Axle	3	3	4	2	12	6	19	14	13		
Single Ski	14	9	18	11	52	55	69	50	84		
Multiple Ski	13	9	18	7	47	44	75	50	43		
Sailboat	0	2	0	1	3	6	4	3	4		
Total	105	64	145	79	393	389	481	313	365		

**Difference from gate count to actual is due to entries when no gate attendant on duty.

Embarcadero Marina
July 12-14 Entry Counts, 2013

	Sun 77		Sun 77		Sun 77		Friday-Sunday	Friday-Sunday	Friday-Sunday	Friday-Sunday	Friday-Sunday	Friday-Sunday	Friday-Sunday
	Friday 7/12/13	Saturday 7/13/13	Sunday 7/14/13	7/12/13 to 7/14/13	7/13/12 to 7/15/12	7/15/11 to 7/17/11	7/16/10 to 7/18/10	7/17/09 to 7/19/09	7/18/08 to 7/20/08	7/20/07 to 7/22/07			
Gate Count	43	143	127	313	256	332	566	510	408	536			
Vehicle With Trailer													
Single Axle	10	45	35	90	86	91	170	136					
Double Axle	5	43	34	82	79	115	116	152					
Triple Axle	0	2	0	2	3	4	9	8					
Single Ski	2	17	22	41	22	44	86	67					
Multiple Ski	2	9	16	27	0	41	76	55					
Sailboat	0	1	2	3	4	3	4	0					
Total	19	117	109	245	227	298	461	418					

**Difference from gate count to actual is due to entries when no gate attendant on duty.

Embarcadero Marina
July 19-21 Entry Counts, 2013

	Overcast			Friday-Sunday	Friday-Sunday	Friday-Sunday	Friday-Sunday	Friday-Sunday	Friday-Sunday	Friday-Sunday
	74	65	72	7/19/13 to 7/21/13	7/20/12 to 7/22/12	7/22/11 to 7/24/11	7/23/10 to 7/25/10	7/24/09 to 7/26/09	7/25/08 to 7/27/08	7/27/07 to 7/29/07
Gate Count	69	112	77	258	332	470	353	378	625	628
Vehicle With Trailer										
Single Axle	8	34	22	64	90	144	108	95		
Double Axle	11	27	25	63	90	112	79	120		
Triple Axle	4	4	2	10	6	11	12	3		
Single Ski	2	8	5	15	38	58	26	103		
Multiple Ski	3	4	3	10	0	65	39	62		
Sailboat	1	2	1	4	6	4	3	3		
Total	29	79	58	166	264	394	267	386		

**Difference from gate count to actual is due to entries when no gate attendant on duty.

Embarcadero Marina
July 26-28 Entry Counts, 2013

	Overcast			Friday-Sunday	Friday-Sunday	Friday-Sunday	Friday-Sunday	Friday-Sunday	Friday-Sunday	Friday-Sunday
	74	68	72	7/26/13 to 7/28/13	7/27/12 to 7/29/12	7/29/11 to 7/31/11	7/30/10 to 8/1/10	7/31/09 to 8/2/09	8/1/08 to 8/3/08	8/3/07 to 8/5/07
Gate Count	46	128	95	269	308	286	311	508	538	558
Vehicle With Trailer										
Single Axle	3	52	35	90	71	78	95	146		
Double Axle	13	40	17	70	63	79	87	144		
Triple Axle	1	3	2	6	4	3	7	7		
Single Ski	3	14	12	29	50	33	38	67		
Multiple Ski	1	6	7	14	0	33	33	66		
Sailboat	1	2	0	3	8	4	2	5		
Total	22	117	73	212	230	230	262	435		

**Difference from gate count to actual is due to entries when no gate attendant on duty.

Embarcadero Marina
August 2-4 Entry Counts, 2013

	Overcast 74			Overcast 72		Overcast 72		Friday-Sunday	Friday-Sunday	Friday-Sunday	Friday-Sunday	Friday-Sunday	Friday-Sunday	Friday-Sunday
	Friday 8/2/13	Saturday 8/3/13	Sunday 8/4/13	8/2/13 to 8/4/13	8/3/12 to 8/5/12	8/5/11 to 8/7/11	8/6/10 to 8/8/10	8/7/09 to 8/9/09	8/8/08 to 8/11/08	8/10/07 to 8/12/07				
Gate Count	35	122	129	286	425	463	407	492	989	814				
Vehicle With Trailer														
Single Axle	5	36	36	77	100	91	100	120						
Double Axle	10	33	33	76	120	110	86	162						
Triple Axle	0	1	2	3	9	7	6	9						
Single Ski	4	20	17	41	36	33	25	43						
Multiple Ski	2	9	10	21	0	42	32	29						
Sailboat	1	1	1	3	7	2	3	5						
Total	22	100	99	221	315	285	252	368						

**Difference from gate count to actual is due to entries when no gate attendant on duty.

Embarcadero Marina
August 9-11 Entry Counts, 2013

	Sun 70		Sun 72	Friday-Sunday	Friday-Sunday	Friday-Sunday	Friday-Sunday	Friday-Sunday	Friday-Sunday	Friday-Sunday	Friday-Sunday
	Friday 8/9/13	Saturday 8/10/13	Sunday 8/11/13	8/9/13 to 8/11/13	8/10/12 to 8/12/12	8/12/11 to 8/14/11	8/13/10 to 8/15/10	8/14/09 to 8/16/09	8/15/08 to 8/18/08	8/17/07 to 8/19/07	
Gate Count	79	193	121	393	387	279	328	436	630	541	
Vehicle With Trailer											
Single Axle	17	19	31	67	96	105	102	141			
Double Axle	6	25	23	54	100	83	77	126			
Triple Axle	3	3	1	7	9	4	4	13			
Single Ski	2	13	15	30	42	40	31	37			
Multiple Ski	2	6	13	21	36	18	38	42			
Sailboat	0	2	0	2	3	4	4	0			
Total	30	68	83	181	286	254	256	359			

**Difference from gate count to actual is due to entries when no gate attendant on duty.

Embarcadero Marina
August 16-18 Entry Counts, 2013

	Overcast 72		Overcast 72		Overcast 72		Friday-Sunday	Friday-Sunday	Friday-Sunday	Friday-Sunday	Friday-Sunday	Friday-Sunday	Friday-Sunday
	Friday 8/16/13	Saturday 8/17/13	Sunday 8/18/13	8/16/13 to 8/18/13	8/17/12 to 8/19/12	8/19/11 to 8/21/11	8/20/10 to 8/22/10	8/21/09 to 8/23/09	8/22/08 to 8/24/08	8/24/07 to 8/26/07			
Gate Count	50	123	114	287	375	270	368	267	714	466			
Vehicle With Trailer													
Single Axle	11	38	37	86	95	89	101	68					
Double Axle	7	32	26	65	116	86	85	66					
Triple Axle	1	6	2	9	6	3	7	7					
Single Ski	3	17	8	28	42	26	39	27					
Multiple Ski	4	5	11	20	48	31	44	23					
Sailboat	0	1	1	2	3	5	3	4					
Total	26	99	85	210	310	240	279	195					

**Difference from gate count to actual is due to entries when no gate attendant on duty.

Embarcadero Marina
August 23-25 Entry Counts, 2013

	Sun 74 Friday 8/23/13	Fog/Overcast 74 Saturday 8/24/13	Fog/Sun 74 Sunday 8/25/13	Friday-Sunday 8/23/13 to 8/25/13	Friday-Sunday 8/24/12 to 8/26/12	Friday-Sunday 8/26/11 to 8/28/11	Friday-Sunday 8/27/10 to 8/29/10	Friday-Sunday 8/28/09 to 8/30/09	Friday-Sunday 8/29/08 to 8/31/08	Friday-Sunday 8/31/07 to 9/2/07
Gate Count	45	116	102	263	370	365	247	507	799	524
Vehicle With Trailer										
Single Axle	7	42	30	79	125	93	53	126		
Double Axle	8	27	14	49	98	94	81	135		
Triple Axle	2	0	0	2	2	5	4	5		
Single Ski	4	17	16	37	26	47	26	88		
Multiple Ski	6	6	8	20	23	34	22	90		
Sailboat	1	3	0	4	6	6	2	3		
Total	28	95	68	191	280	279	188	447		

**Difference from gate count to actual is due to entries when no gate attendant on duty.

Embarcadero Marina
August 30-September 2 Entry Counts, 2013

	Sun 96	Clouds/Sun 94	Clouds/Sun 90	Clouds/Sun 78		Friday-Monday	Friday-Monday	Friday-Monday	Friday-Monday	Friday-Monday	Friday-Monday
	Friday 8/30/13	Saturday 8/31/13	Sunday 9/1/13	Monday 9/2/13	8/30/13 to 9/2/13	8/31/12 to 9/3/12	9/2/11 to 9/5/11	9/3/10 to 9/6/10	9/4/07 to 9/7/09	8/29/08 to 9/1/08	8/31/07 to 9/3/07
Gate Count	74	141	160	115	490	540	329	429	806	929	746
Vehicle With Trailer											
Single Axle	15	39	37	28	119	127	80	133	172		
Double Axle	18	34	30	21	103	154	103	108	182		
Triple Axle	1	4	6	0	11	6	10	9	17		
Single Ski	2	14	15	11	42	53	37	62	76		
Multiple Ski	2	15	10	6	33	41	35	40	85		
Sailboat	1	2	1	1	5	6	11	2	1		
Total	39	108	99	67	313	294	219	281	533		

**Difference from gate count to actual is due to entries when no gate attendant on duty.

Embarcadero Marina
September 6-8 Entry Counts, 2013

	Sun 80		Sun 85	Sun 80	Friday-Sunday	Friday-Sunday	Friday-Sunday	Friday-Sunday	Friday-Sunday	Friday-Sunday	Friday-Sunday
	Friday 9/6/13	Saturday 9/7/13	Sunday 9/8/13	9/6/13 to 9/8/13	9/7/12 to 9/9/12	9/9/11 to 9/11/11	9/10/10 to 9/12/10	9/11/09 to 9/13/09	9/12/08 to 9/14/08	9/14/07 to 9/16/07	
Gate Count	68	164	135	367	351	165	214	336	673	146	
Vehicle With Trailer											
Single Axle	14	31	25	70	70	46	65	70			
Double Axle	11	30	22	63	92	49	37	78			
Triple Axle	1	4	2	7	1	3	2	4			
Single Ski	3	23	23	49	34	12	34	30			
Multiple Ski	2	15	17	34	29	9	14	24			
Sailboat	0	0	0	0	4	1	4	3			
Total	31	103	89	223	230	120	156	209			

**Difference from gate count to actual is due to entries when no gate attendant on duty.

Embarcadero Marina
September 13-15 Entry Counts, 2013

	Fog 66	Fog 70	Fog 70	Friday-Sunday	Friday-Sunday	Friday-Sunday	Friday-Sunday	Friday-Sunday	Friday-Sunday	Friday-Sunday
	Friday 9/13/13	Saturday 9/14/13	Sunday 9/15/13	9/13/13 to 9/15/13	9/14/12 to 9/16/12	9/16/11 to 9/18/11	9/17/10 to 9/19/10	9/18/09 to 9/20/09	9/19/08 to 9/21/08	9/21/07 to 9/23/07
Gate Count	44	90	92	226	320	174	202	380	467	136
Vehicle With Trailer										
Single Axle	3	27	21	51	66	52	38	77		
Double Axle	3	21	9	33	71	52	41	108		
Triple Axle	1	1	0	2	6	1	6	8		
Single Ski	2	15	19	36	29	23	23	52		
Multiple Ski	2	8	11	21	31	22	21	34		
Sailboat	0	1	2	3	5	3	8	3		
Total	11	73	62	146	208	153	137	282		

**Difference from gate count to actual is due to entries when no gate attendant on duty.

Embarcadero Marina
September 20-22 Entry Counts, 2013

	Cloudy 70	Cloudy 70	Cloudy 70	Friday-Sunday	Friday-Sunday	Friday-Sunday	Friday-Sunday	Friday-Sunday	Friday-Sunday	Friday-Sunday
	Friday 9/20/13	Saturday 9/21/13	Sunday 9/22/13	9/20/13 to 9/22/13	9/21/12 to 9/23/12	9/23/11 to 9/25/11	9/24/10 to 9/26/10	9/25/09 to 9/27/09	9/26/08 to 9/28/08	9/28/07 to 9/30/07
Gate Count	52	116	60	228	268	158	456	378	411	391
Vehicle With Trailer										
Single Axle	6	26	15	47	65	24	109	67		
Double Axle	7	24	16	47	94	40	97	101		
Triple Axle	2	2	0	4	2	2	9	4		
Single Ski	1	8	2	11	32	17	85	55		
Multiple Ski	1	2	3	6	20	8	52	27		
Sailboat	1	3	1	5	6	7	5	10		
Total	18	65	37	120	219	98	357	264		

**Difference from gate count to actual is due to entries when no gate attendant on duty.

Embarcadero Marina
September 27-29 Entry Counts, 2013

	Sun 76		Sun 76	Friday-Sunday	Friday-Sunday	Friday-Sunday	Friday-Sunday	Friday-Sunday	Friday-Sunday	Friday-Sunday
	Friday 9/27/13	Saturday 9/28/13	Sunday 9/29/13	9/27/13 to 9/29/13	9/28/12 to 9/30/12	9/30/11 to 10/2/11	10/1/10 to 10/3/10	10/2/09 to 10/4/09	10/3/08 to 10/5/08	10/5/07 to 10/7/07
Gate Count	80	174	104	358	289	232	292	329	257	376
Vehicle With Trailer										
Single Axle	7	36	25	68	70	62	68	76		
Double Axle	8	26	26	60	54	69	61	94		
Triple Axle	1	2	1	4	3	3	4	2		
Single Ski	3	12	6	21	27	22	18	37		
Multiple Ski	1	11	14	26	24	13	13	7		
Sailboat	1	0	0	1	7	3	3	7		
Total	21	87	72	180	185	172	167	223		

**Difference from gate count to actual is due to entries when no gate attendant on duty.

Embarcadero Marina
July 3-6 Entry Counts, 2014

	Clouds/Sun 78	Clouds/Sun 78	Clouds/Sun 78	Clouds/Sun 78	Thursday-Sunday	Friday-Sunday	Wednesday-Sunday	Friday-Monday	Friday-Monday	Friday-Sunday	Thursday-Saturday	Tuesday-Thursday
	Thursday 7/3/14	Friday 7/4/14	Saturday 7/5/14	Sunday 7/6/14	7/3/14 to 7/6/14	7/4/13 to 7/7/13	7/4/12 to 7/8/12	7/1/11 to 7/4/11	7/2/10 to 7/5/10	7/3/09 to 7/5/09	7/3/08 to 7/5/08	7/3/07 to 7/5/07
Gate Count	128	202	158	148	636	552	502	736	553	479	513	340
Vehicle With Trailer												
Single Axle	14	47	46	36	143	169	146	176	139	97		
Double Axle	20	35	38	24	117	110	132	220	168	124		
Triple Axle	5	7	3	2	17	12	6	19	14	13		
Single Ski	9	23	19	27	78	52	55	69	50	84		
Multiple Ski	7	18	15	10	50	47	44	75	50	43		
Sailboat	2	1	1	0	4	3	6	4	3	4		
Total	57	131	122	99	409	393	389	481	313	365		

**Difference from gate count to actual is due to entries when no gate attendant on duty.

Embarcadero Marina
July 11-13 Entry Counts, 2014

	Clouds/Sun 77	Clouds/Sun 77	Clouds/Sun 77	Friday-Sunday	Friday-Sunday	Friday-Sunday	Friday-Sunday	Friday-Sunday	Friday-Sunday	Friday-Sunday	Friday-Sunday
	Friday 7/11/14	Saturday 7/12/14	Sunday 7/13/14	7/11/14 to 7/13/14	7/12/13 to 7/14/13	7/13/12 to 7/15/12	7/15/11 to 7/17/11	7/16/10 to 7/18/10	7/17/09 to 7/19/09	7/18/08 to 7/20/08	7/20/07 to 7/22/07
Gate Count	65	149	166	380	313	256	332	566	510	408	536
Vehicle With Trailer											
Single Axle	6	44	44	94	90	86	91	170	136		
Double Axle	8	41	34	83	82	79	115	116	152		
Triple Axle	1	0	2	3	2	3	4	9	8		
Single Ski	1	10	19	30	41	22	44	86	67		
Multiple Ski	3	13	10	26	27	0	43	76	55		
Sailboat	0	2	0	2	3	4	3	4	0		
Total	19	110	109	238	245	227	298	461	418		

**Difference from gate count to actual is due to entries when no gate attendant on duty.

Embarcadero Marina
July 18-20 Entry Counts, 2014

	Clouds/Sun 77	Clouds/Sun 77	Clouds/Sun 77	Friday-Sunday	Friday-Sunday	Friday-Sunday	Friday-Sunday	Friday-Sunday	Friday-Sunday	Friday-Sunday	Friday-Sunday
	Friday 7/18/14	Saturday 7/19/14	Sunday 7/20/14	7/18/14 to 7/20/14	7/19/13 to 7/21/13	7/20/12 to 7/22/12	7/22/11 to 7/24/11	7/23/10 to 7/25/10	7/24/09 to 7/26/09	7/25/08 to 7/27/08	7/27/07 to 7/29/07
Gate Count	120	207	176	503	258	332	470	353	378	625	628
Vehicle With Trailer											
Single Axle	8	58	37	103	64	90	144	108	95		
Double Axle	11	52	43	106	63	90	112	79	120		
Triple Axle	2	0	2	4	10	6	11	12	3		
Single Ski	3	14	14	31	15	38	58	26	103		
Multiple Ski	5	9	8	22	10	0	65	39	62		
Sailboat	1	1	0	2	4	6	4	3	3		
Total	30	134	104	268	166	264	394	267	386		

*Difference from gate count to actual is due to entries when no gate attendant on duty.

Embarcadero Marina
July 25-27 Entry Counts, 2014

	Clouds/Sun 77	Clouds/Sun 77	Clouds/Sun 77	Friday-Sunday	Friday-Sunday	Friday-Sunday	Friday-Sunday	Friday-Sunday	Friday-Sunday	Friday-Sunday	Friday-Sunday
	Friday 7/25/14	Saturday 7/26/14	Sunday 7/27/14	7/25/14 to 7/27/14	7/26/13 to 7/28/13	7/27/12 to 7/29/12	7/29/11 to 7/31/11	7/30/10 to 8/1/10	7/31/09 to 8/2/09	8/1/08 to 8/3/08	8/3/07 to 8/5/07
Gate Count	134	209	193	536	269	308	286	311	508	538	558
Vehicle With Trailer											
Single Axle	20	50	35	105	90	71	78	95	146		
Double Axle	22	47	49	118	70	63	79	87	144		
Triple Axle	0	0	1	1	6	4	3	7	7		
Single Ski	1	14	5	20	29	50	33	38	67		
Multiple Ski	3	4	2	9	14	0	33	33	66		
Sailboat	1	0	2	3	3	8	4	2	5		
Total	47	115	94	256	212	230	230	262	435		

*Difference from gate count to actual is due to entries when no gate attendant on duty.

Embarcadero Marina
August 1-3 Entry Counts, 2014

	Clouds/Sun 77	Clouds/Sun 77	Clouds/Sun 77	Friday-Sunday	Friday-Sunday	Friday-Sunday	Friday-Sunday	Friday-Sunday	Friday-Sunday	Friday-Sunday	Friday-Sunday
	Friday 8/1/14	Saturday 8/2/14	Sunday 8/3/14	8/1/14 to 8/3/14	8/2/13 to 8/4/13	8/3/12 to 8/5/12	8/5/11 to 8/7/11	8/6/10 to 8/8/10	8/7/09 to 8/9/09	8/8/08 to 8/11/08	8/10/07 to 8/12/07
Gate Count	96	145	89	330	286	425	463	407	492	989	814
Vehicle With Trailer											
Single Axle	11	33	26	70	77	100	91	100	120		
Double Axle	18	22	21	61	76	120	110	86	162		
Triple Axle	1	3	1	5	3	9	7	6	9		
Single Ski	2	10	10	22	41	36	33	25	43		
Multiple Ski	4	12	5	21	21	0	42	32	29		
Sailboat	0	1	0	1	3	7	2	3	5		
Total	36	81	63	180	221	315	285	252	368		

*Difference from gate count to actual is due to entries when no gate attendant on duty.

Embarcadero Marina
August 8-10 Entry Counts, 2014

	Clouds/Sun 77	Clouds/Sun 77	Clouds/Sun 77	Friday-Sunday	Friday-Sunday	Friday-Sunday	Friday-Sunday	Friday-Sunday	Friday-Sunday	Friday-Sunday	Friday-Sunday
	Friday 8/8/14	Saturday 8/9/14	Sunday 8/10/14	8/8/14 to 8/10/14	8/9/13 to 8/11/13	8/10/12 to 8/12/12	8/12/11 to 8/14/11	8/13/10 to 8/15/10	8/14/09 to 8/16/09	8/15/08 to 8/18/08	8/17/07 to 8/19/07
Gate Count	105	213	193	511	393	387	279	328	436	630	541
Vehicle With Trailer											
Single Axle	5	20	41	66	67	96	105	102	141		
Double Axle	11	20	39	70	54	100	83	77	126		
Triple Axle	1	2	0	3	7	9	4	4	13		
Single Ski	2	8	12	22	30	42	40	31	37		
Multiple Ski	2	7	13	22	21	36	18	38	42		
Sailboat	0	1	0	1	2	3	4	4	0		
Total	21	58	105	184	181	286	254	256	359		

*Difference from gate count to actual is due to entries when no gate attendant on duty.

Embarcadero Marina
August 15-17 Entry Counts, 2014

	Clouds/Sun 77	Clouds/Sun 77	Clouds/Sun 77	Friday-Sunday	Friday-Sunday	Friday-Sunday	Friday-Sunday	Friday-Sunday	Friday-Sunday	Friday-Sunday	Friday-Sunday
	Friday 8/15/14	Saturday 8/16/14	Sunday 8/17/14	8/15/14 to 8/17/14	8/16/13 to 8/18/13	8/17/12 to 8/19/12	8/19/11 to 8/21/11	8/20/10 to 8/22/10	8/21/09 to 8/23/09	8/22/08 to 8/24/08	8/24/07 to 8/26/07
Gate Count	64	163	162	389	287	375	270	368	267	714	466
Vehicle With Trailer											
Single Axle	8	39	30	77	86	95	89	101	68		
Double Axle	12	34	19	65	65	116	86	85	66		
Triple Axle	1	3	6	10	9	6	3	7	7		
Single Ski	1	5	12	18	28	42	26	39	27		
Multiple Ski	6	8	8	22	20	48	31	44	23		
Sailboat	0	1	1	2	2	3	5	3	4		
Total	28	90	76	194	210	310	240	279	195		

**Difference from gate count to actual is due to entries when no gate attendant on duty.

Embarcadero Marina
August 22-24 Entry Counts, 2014

	Clouds/Sun 77	Clouds/Sun 77	Clouds/Sun 77	Friday-Sunday	Friday-Sunday	Friday-Sunday	Friday-Sunday	Friday-Sunday	Friday-Sunday	Friday-Sunday	Friday-Sunday
	Friday 8/22/14	Saturday 8/23/14	Sunday 8/24/14	8/22/14 to 8/24/14	8/23/13 to 8/25/13	8/24/12 to 8/26/12	8/26/11 to 8/28/11	8/27/10 to 8/29/10	8/28/09 to 8/30/09	8/29/08 to 8/31/08	8/31/07 to 9/2/07
Gate Count	46	108	129	283	263	370	365	247	507	799	524
Vehicle With Trailer											
Single Axle	6	22	33	61	79	125	93	53	126		
Double Axle	4	34	24	62	49	98	94	81	135		
Triple Axle	2	1	0	3	2	2	5	4	5		
Single Ski	5	15	7	27	37	26	47	26	88		
Multiple Ski	2	7	9	18	20	23	34	22	90		
Sailboat	1	0	1	2	4	6	6	2	3		
Total	20	79	74	173	191	280	279	188	447		

**Difference from gate count to actual is due to entries when no gate attendant on duty.

Embarcadero Marina
August 29-September 1 Entry Counts, 2014

	Clouds/Sun 78	Clouds/Sun 78	Clouds/Sun 78	Clouds/Sun 78	Friday-Monday	Friday-Monday	Friday-Monday	Friday-Monday	Friday-Monday	Friday-Monday	Friday-Monday	Friday-Monday
	Friday 8/29/14	Saturday 8/30/14	Sunday 8/31/14	Monday 9/1/14	8/29/14 to 9/1/14	8/30/13 to 9/2/13	8/31/12 to 9/3/12	9/2/11 to 9/5/11	9/3/10 to 9/6/10	9/4/07 to 9/7/09	8/29/08 to 9/1/08	8/31/07 to 9/3/07
Gate Count	98	147	183	184	612	1126	540	329	429	806	929	746
Vehicle With Trailer												
Single Axle	8	22	40	42	112	216	127	80	133	172		
Double Axle	13	27	37	35	112	211	154	103	108	182		
Triple Axle	3	4	0	1	8	13	6	10	9	17		
Single Ski	3	12	17	10	42	81	53	37	62	76		
Multiple Ski	2	10	23	12	47	92	41	35	40	85		
Sailboat	0	0	1	1	2	4	6	11	2	1		
Total	29	75	118	101	323	617	294	219	281	533		

**Difference from gate count to actual is due to entries when no gate attendant on duty.

Embarcadero Marina
September 5-7 Entry Counts, 2014

	Sun 85	Sun 85	Sun 85	Friday-Sunday	Friday-Sunday	Friday-Sunday	Friday-Sunday	Friday-Sunday	Friday-Sunday	Friday-Sunday	Friday-Sunday	Friday-Sunday
	Friday 9/5/14	Saturday 9/6/14	Sunday 9/7/14	9/5/14 to 9/7/14	9/6/13 to 9/8/13	9/7/12 to 9/9/12	9/9/11 to 9/11/11	9/10/10 to 9/12/10	9/11/09 to 9/13/09	9/12/08 to 9/14/08	9/14/07 to 9/16/07	
Gate Count	116	134	103	353	367	351	165	214	336	673	146	
Vehicle With Trailer												
Single Axle	13	17	30	60	70	70	46	65	70			
Double Axle	15	23	24	62	63	92	49	37	78			
Triple Axle	0	2	0	2	7	1	3	2	4			
Single Ski	0	9	8	17	49	34	12	34	30			
Multiple Ski	0	9	11	20	34	29	9	14	24			
Sailboat	0	1	0	1	0	4	1	4	3			
Total	28	61	73	162	223	230	120	156	209			

*Difference from gate count to actual is due to entries when no gate attendant on duty.

Embarcadero Marina
September 12-14 Entry Counts, 2014

	Sun 85	Sun 90	Sun 95	Friday-Sunday	Friday-Sunday	Friday-Sunday	Friday-Sunday	Friday-Sunday	Friday-Sunday	Friday-Sunday	Friday-Sunday
	Friday 9/12/14	Saturday 9/13/14	Sunday 9/14/14	9/12/14 to 9/14/14	9/13/13 to 9/15/13	9/14/12 to 9/16/12	9/16/11 to 9/18/11	9/17/10 to 9/19/10	9/18/09 to 9/20/09	9/19/08 to 9/21/08	9/21/07 to 9/23/07
Gate Count	126	158	132	416	226	320	174	202	380	467	136
Vehicle With Trailer											
Single Axle	10	25	26	61	51	66	52	38	77		
Double Axle	7	27	24	58	33	71	52	41	108		
Triple Axle	2	4	0	6	2	6	1	6	8		
Single Ski	1	4	12	17	36	29	23	23	52		
Multiple Ski	3	7	9	19	21	31	23	21	34		
Sailboat	1	0	0	1	3	5	3	8	3		
Total	24	67	71	162	146	208	153	137	282		

**Difference from gate count to actual is due to entries when no gate attendant on duty.

Embarcadero Marina
September 12-14 Entry Counts, 2014

	Sun 85	Sun 90	Sun 95	Friday-Sunday	Friday-Sunday	Friday-Sunday	Friday-Sunday	Friday-Sunday	Friday-Sunday	Friday-Sunday	Friday-Sunday
	Friday 9/12/14	Saturday 9/13/14	Sunday 9/14/14	9/12/14 to 9/14/14	9/13/13 to 9/15/13	9/14/12 to 9/16/12	9/16/11 to 9/18/11	9/17/10 to 9/19/10	9/18/09 to 9/20/09	9/19/08 to 9/21/08	9/21/07 to 9/23/07
Gate Count	126	158	132	416	226	320	174	202	380	467	136
Vehicle With Trailer											
Single Axle	10	25	26	61	51	66	52	38	77		
Double Axle	7	27	24	58	33	71	52	41	108		
Triple Axle	2	4	0	6	2	6	1	6	8		
Single Ski	1	4	12	17	36	29	23	23	52		
Multiple Ski	3	7	9	19	21	31	23	21	34		
Sailboat	1	0	0	1	3	5	3	8	3		
Total	24	67	71	162	146	208	153	137	282		

**Difference from gate count to actual is due to entries when no gate attendant on duty.

Embarcadero Marina
September 19-21 Entry Counts, 2014

	Sun 75	Clouds/Sun 74	Clouds/Sun 74	Friday-Sunday	Friday-Sunday	Friday-Sunday	Friday-Sunday	Friday-Sunday	Friday-Sunday	Friday-Sunday	Friday-Sunday
	Friday 9/19/14	Saturday 9/20/14	Sunday 9/21/14	9/19/14 to 9/21/14	9/20/13 to 9/22/13	9/21/12 to 9/23/12	9/23/11 to 9/25/11	9/24/10 to 9/26/10	9/25/09 to 9/27/09	9/26/08 to 9/28/08	9/28/07 to 9/30/07
Gate Count	126	158	75	359	228	268	158	456	378	411	391
Vehicle With Trailer											
Single Axle	3	37	19	59	47	65	24	109	67		
Double Axle	6	35	17	58	47	94	40	97	101		
Triple Axle	2	1	0	3	4	2	2	9	4		
Single Ski	1	10	10	21	11	32	17	85	55		
Multiple Ski	4	4	10	18	6	20	8	52	27		
Sailboat	1	3	0	4	5	6	7	5	10		
Total	171	90	56	163	120	219	98	357	264		

**Difference from gate count to actual is due to entries when no gate attendant on duty.

Embarcadero Marina
September 26-28 Entry Counts, 2014

	Sun 75	Clouds/Sun 72	Clouds/Sun 72	Friday-Sunday	Friday-Sunday	Friday-Sunday	Friday-Sunday	Friday-Sunday	Friday-Sunday	Friday-Sunday	Friday-Sunday
	Friday 9/26/14	Saturday 9/27/14	Sunday 9/28/14	9/26/14 to 9/28/14	9/27/13 to 9/29/13	9/28/12 to 9/30/12	9/30/11 to 10/2/11	10/1/10 to 10/3/10	10/2/09 to 10/4/09	10/3/08 to 10/5/08	10/5/07 to 10/7/07
Gate Count	89	111	89	289	358	289	232	292	329	257	376
Vehicle With Trailer											
Single Axle	10	21	15	46	68	70	62	68	68	76	76
Double Axle	13	18	16	47	60	54	69	61	61	94	94
Triple Axle	1	0	3	4	4	3	3	4	4	2	2
Single Ski	4	4	3	11	21	27	22	18	18	37	37
Multiple Ski	3	4	5	12	26	24	13	13	13	7	7
Sailboat	0	1	0	1	1	7	3	3	3	7	7
Total	31	49	42	121	180	185	172	167	223	223	223

**Difference from gate count to actual is due to entries when no gate attendant on duty.

Exhibit D
Dana Point Harbor Boat Launch Ramp Parking - Summer Weekend and Holiday Utilization - 2010

	Friday	Saturday	Sunday	Monday	Friday	Saturday	Sunday	Friday	Saturday	Sunday	Friday ¹	Saturday ¹	Sunday ¹	Friday
	July 2, 2010	July 3, 2010	July 4, 2010	July 5, 2010	July 9, 2010	July 10, 2010	July 11, 2010	July 16, 2010	July 17, 2010	July 18, 2010	July 23, 2010	July 24, 2010	July 25, 2010	July 30, 2010
Single Axle	26	42	28	43	9	37	44	29	75	66	14	42	38	16
Double Axle	47	61	20	40	13	40	35	24	53	36	16	40	29	10
Triple Axle	4	4	4	2	2	4	4	4	2	3	2	3	2	2
Jet Ski	19	36	20	25	14	21	19	68	45	49	16	29	33	10
Sail Boat	0	1	1	3	1	4	1	1	1	2	2	2	1	0
After Hours Entry ²	26	58	33	10	6	10	20	52	24	32	25	27	29	4
Totals	122	202	106	123	45	116	123	178	200	188	75	143	132	42

Data includes weekends; Friday - Sunday, in the months of July - September, 2010 (including Independence Day & Labor Day). Launch Ramp entry counts provided by the Embarcadero Marina Operator, Vintage Marina Partners
 There were a total of 41 days.
 The highest entry day was 231, Sunday, September 26.
 The lowest entry day was 42, Friday, July 30 & Friday, September 10.

Entry Count Summary		
Entry Daily Range	# of Days	Percentage
0-50	3	7%
51-100	13	32%
101 - 150	16	39%
151 - 200	7	17%
201 - 250	2	5%
251 - 300	0	0%
Total	41	100%

Note 1 - July 23 - 25 numbers are based on averages. Actual numbers not available.
Note 2 - After hours entries are typically fishing boats, which are typically double axle trailers.

Exhibit D
Dana Point Harbor Boat Launch Ramp Parking - Summer Weekend and Holiday Utilization - 2010

Saturday	Sunday	Friday	Saturday	Sunday	Friday	Saturday	Sunday	Friday	Saturday	Sunday	Friday	Saturday	Sunday	Friday
July 31, 2010	August 1, 2010	August 6, 2010	August 7, 2010	August 8, 2010	August 13, 2010	August 14, 2010	August 15, 2010	August 20, 2010	August 21, 2010	August 22, 2010	August 27, 2010	August 28, 2010	August 29, 2010	September 3, 2010
35	44	14	47	39	21	45	36	14	41	46	8	20	25	15
45	32	16	43	27	9	34	34	16	41	28	19	29	33	10
3	2	3	1	2	2	1	1	1	4	2	0	2	2	2
22	39	12	19	26	7	28	34	13	33	37	7	19	22	17
1	1	2	0	1	0	3	1	1	0	2	1	1	0	0
24	21	70	59	26	14	26	32	6	40	43	19	11	29	9
130	139	117	169	121	53	137	138	51	159	158	54	82	111	53

Exhibit D
 Dana Point Harbor Boat Launch Ramp Parking - Summer Weekend and Holiday Utilization - 2010

Saturday	Sunday	Monday	Friday	Saturday	Sunday	Friday	Saturday	Sunday	Friday	Saturday	Sunday		Total	%
September 4, 2010	September 5, 2010	September 6, 2010	September 10, 2010	September 11, 2010	September 16, 2010	September 17, 2010	September 18, 2010	September 19, 2010	September 24, 2010	September 25, 2010	September 26, 2010			
46	38	34	6	26	33	2	18	18	9	53	47	Single Axle	1289	27%
41	36	21	10	19	8	8	15	18	15	36	46	Double Axle	1153	24%
2	3	2	0	2	0	4	2	0	1	5	3	Triple Axle	94	2%
30	40	15	12	14	22	7	21	16	6	41	90	Jet Ski	1053	22%
1	0	1	2	0	2	2	5	1	0	4	1	Sail Boat	53	1%
12	31	23	12	21	25	32	18	15	33	22	44	After Hours	1073	23%
132	148	96	42	82	90	55	79	68	64	161	231		4715	

Exhibit D
Dana Point Harbor Boat Launch Ramp Parking - Summer Weekend and Holiday Utilization - 2011

	Friday	Saturday	Sunday	Monday	Friday	Saturday	Sunday	Friday	Saturday	Sunday	Friday	Saturday	Sunday	Friday
	July 1, 2011	July 2, 2011	July 3, 2011	July 4, 2011	July 8, 2011	July 9, 2011	July 10, 2011	July 15, 2011	July 16, 2011	July 17, 2011	July 22, 2011	July 23, 2011	July 24, 2011	July 29, 2011
Single Axle	15	52	76	33	12	39	52	13	33	45	33	51	60	14
Double Axle	27	76	97	20	8	47	39	16	49	50	20	60	32	7
Triple Axle	4	9	4	2	1	4	2	0	2	2	4	6	1	1
Jet Ski	26	38	53	27	12	24	31	12	29	44	41	36	46	18
Sail Boat	2	1	1	0	0	4	1	0	3	0	1	1	2	3
After Hours Entry ¹	51	26	49	47	42	24	24	16	14	4	41	15	20	20
Totals	125	202	280	129	75	142	149	57	130	145	140	169	161	63

Data includes weekends; Friday - Sunday, in the months of July - September, 2010 (including Independence Day & Labor Day). Launch Ramp entry counts provided by the Embarcadero Marina Operator, Vintage Marina Partners
 There were a total of 41 days.
 The highest entry day was 280, Sunday July 3.
 The lowest entry day was 24, Friday, September 16.

Entry Count Summary		
Entry Daily Range	# of Days	Percentage
0-50	5	12%
51-100	15	37%
101 - 150	15	37%
151 - 200	3	7%
201 - 250	2	5%
251 - 300	1	2%
Total	41	100%

Note 1 - After hours entries are typically fishing boats, which are typically double axle trailers.

Exhibit D

Dana Point Harbor Boat Launch Ramp Parking - Summer Weekend and Holiday Utilization - 2011

Saturday	Sunday	Friday	Saturday	Sunday	Friday	Saturday	Sunday	Friday	Saturday	Sunday	Friday	Saturday
July 30, 2011	July 31, 2011	August 5, 2011	August 6, 2011	August 7, 2011	August 12, 2011	August 13, 2011	August 14, 2011	August 19, 2011	August 20, 2011	August 21, 2011	August 26, 2011	August 27, 2011
39	25	10	39	42	11	39	55	6	31	52	6	41
50	22	16	56	39	12	34	37	17	27	42	12	42
2	0	2	3	2	1	1	2	1	0	2	2	1
28	20	13	29	33	3	34	21	8	27	21	12	39
1	0	0	2	0	1	1	2	1	1	3	3	1
20	16	75	94	8	12	13	0	21	3	7	23	37
140	83	116	223	124	40	122	117	54	89	127	58	161

Exhibit D
 Dana Point Harbor Boat Launch Ramp Parking - Summer Weekend and Holiday Utilization - 2011

Sunday	Friday	Saturday	Sunday	Monday	Friday	Saturday	Sunday	Friday	Saturday	Sunday
August 28, 2011	September 2, 2011	September 3, 2011	September 4, 2011	September 5, 2011	September 9, 2011	September 10, 2011	September 11, 2011	September 16, 2011	September 17, 2011	September 18, 2011
46	11	29	22	18	9	15	22	7	19	26
40	10	35	29	29	7	16	26	12	16	24
2	3	2	4	1	1	2	0	0	1	0
30	9	33	23	7	3	4	14	3	20	32
2	1	3	5	2	0	0	1	0	1	2
26	27	12	8	6	14	6	25	2	8	1
146	61	114	91	63	34	43	88	24	65	85

Exhibit D

Dana Point Harbor Boat Launch Ramp Parking - Summer Weekend and Holiday Utilization - 2011

Friday	Saturday	Sunday		Total	%
September 23, 2011	September 24, 2011	September 25, 2011			
0	16	8	Single Axle	1172	27%
2	23	15	Double Axle	1238	28%
0	1	1	Triple Axle	79	2%
3	9	13	Jet Ski	928	21%
0	5	2	Sail Boat	59	1%
23	22	15	After Hours	917	21%
28	76	54		4393	

Exhibit D
 Dana Point Harbor Boat Launch Ramp Parking - Summer Weekend and Holiday Utilization - 2012

	Wednesday	Thursday	Friday	Saturday	Sunday	Friday	Saturday	Sunday	Friday	Saturday	Sunday	Friday	Saturday	Sunday	Friday
	July 4, 2012	July 5, 2012	July 6, 2012	July 7, 2012	July 8, 2012	July 13, 2012	July 14, 2012	July 15, 2012	July 20, 2012	July 21, 2012	July 22, 2012	July 27, 2012	July 28, 2012	July 29, 2012	August 3, 2012
Single Axle	30	14	11	47	44	12	35	39	11	41	38	13	35	23	17
Double Axle	29	18	9	42	34	17	36	26	15	43	32	9	33	21	30
Triple Axle	1	2	1	1	1	0	2	1	0	5	1	0	3	1	0
Jet Ski	35	4	8	22	30	5	27	23	11	20	41	8	42	34	21
Sail Boat	1	2	2	0	1	0	2	2	2	1	3	1	6	1	1
After Hours Entry ¹	43	14	24	14	18	26	1	2	31	20	17	26	0	52	60
Totals	139	54	55	126	128	60	103	93	70	130	132	57	119	132	129

Data includes weekends; Friday - Sunday, in the months of July - September, 2010 (including Independence Day & Labor Day). Launch Ramp entry counts provided by the Embarcadero Marina Operator, Vintage Marina Partners
 There were a total of 42 days.
 The highest entry day was 172, Saturday, August 11.
 The lowest entry day was 51, Friday, September 28.

Entry Count Summary		
Entry Daily Range	# of Days	Percentage
0-50	0	0%
51-100	14	33%
101 - 150	21	50%
151 -200	7	17%
201 - 250	0	0%
251 - 300	0	0%
Total	42	

Note 1 - After hours entries are typically fishing boats, which are typically double axle trailers.

Exhibit D

Dana Point Harbor Boat Launch Ramp Parking - Summer Weekend and Holiday Utilization - 2012

<u>Saturday</u>	<u>Sunday</u>	<u>Friday</u>	<u>Saturday</u>	<u>Sunday</u>	<u>Friday</u>	<u>Saturday</u>	<u>Sunday</u>	<u>Friday</u>	<u>Saturday</u>	<u>Sunday</u>	<u>Friday</u>	<u>Saturday</u>
August 4, 2012	August 5, 2012	August 10, 2012	August 11, 2012	August 12, 2012	August 17, 2012	August 18, 2012	August 19, 2012	August 24, 2012	August 25, 2012	August 26, 2012	August 31, 2012	September 1, 2012
44	39	14	40	42	8	42	45	14	55	56	11	39
48	42	18	42	40	13	42	61	15	41	42	25	53
4	5	2	5	2	0	4	2	0	2	0	0	1
23	35	7	39	32	11	33	46	3	16	30	12	31
4	2	2	1	0	2	0	1	2	1	3	1	1
39	11	29	45	27	26	36	3	32	41	17	44	33
162	134	72	172	143	60	157	158	66	156	148	93	158

Exhibit D

Dana Point Harbor Boat Launch Ramp Parking - Summer Weekend and Holiday Utilization - 2012

<u>Sunday</u>	<u>Monday</u>	<u>Friday</u>	<u>Saturday</u>	<u>Sunday</u>	<u>Friday</u>	<u>Saturday</u>	<u>Sunday</u>	<u>Friday</u>	<u>Saturday</u>	<u>Sunday</u>
September 2, 2012	September 3, 2012	September 7, 2012	September 8, 2012	September 9, 2012	September 14, 2012	September 15, 2012	September 16, 2012	September 21, 2012	September 22, 2012	September 23, 2012
43	34	10	29	31	7	38	21	7	31	27
40	36	10	45	37	10	36	25	17	38	39
3	2	0	0	1	1	1	4	0	1	1
30	21	5	17	41	8	29	23	4	24	24
4	0	2	2	0	2	2	1	1	3	2
38	38	54	46	21	47	38	27	23	11	15
158	131	81	139	131	75	144	101	52	108	108

Exhibit D

Dana Point Harbor Boat Launch Ramp Parking - Summer Weekend and Holiday Utilization - 2012

Friday	Saturday	Sunday		Total	%
September 28, 2012	September 29, 2012	September 29, 2012			
7	33	30	Single Axle	1207	26%
7	21	26	Double Axle	1263	27%
0	1	2	Triple Axle	63	1%
4	17	30	Jet Ski	926	20%
1	3	2	Sail Boat	70	1%
32	50	23	After Hours	1194	25%
51	125	113		4723	

Exhibit D
Dana Point Harbor Boat Launch Ramp Parking - Summer Weekend and Holiday Utilization - 2013

	<u>Thursday</u>	<u>Friday</u>	<u>Saturday</u>	<u>Sunday</u>	<u>Friday</u>	<u>Saturday</u>	<u>Sunday</u>	<u>Friday</u>	<u>Saturday</u>	<u>Sunday</u>	<u>Friday</u>	<u>Saturday</u>	<u>Sunday</u>	<u>Friday</u>	<u>Saturday</u>
	July 4, 2013	July 5, 2013	July 6, 2013	July 7, 2013	July 12, 2013	July 13, 2013	July 14, 2013	July 19, 2013	July 20, 2013	July 21, 2013	July 26, 2013	July 27, 2013	July 28, 2013	August 2, 2013	August 3, 2013
Single Axle	50	23	61	35	10	45	35	8	34	22	3	52	35	5	36
Double Axle	25	18	44	23	5	43	34	11	27	25	13	40	17	10	33
Triple Axle	3	3	4	2	0	2	0	4	4	2	1	3	2	0	1
Jet Ski	27	18	36	18	4	26	38	5	12	8	4	20	19	6	29
Sail Boat	0	2	0	1	0	1	2	1	2	1	1	2	0	1	1
After Hours Entry ¹	72	39	9	39	24	26	18	40	33	19	24	11	22	13	22
Totals	177	103	154	118	43	143	127	69	112	77	46	128	95	35	122

Data includes weekends; Friday - Sunday, in the months of July - September, 2010 (including Independence Day & Labor Day). Launch Ramp entry counts provided by the Embarcadero Marina Operator, Vintage Marina Partners
 There were a total of 41 days.
 The highest entry day was 193, Saturday, August 10.
 The lowest entry day was 35, Friday, August 2.

Entry Count Summary		
Entry Daily Range	# of Days	Percentage
0-50	6	15%
51-100	11	27%
101 - 150	19	46%
151 - 200	5	12%
201 - 250	0	0%
251 - 300	0	0%
Total	41	

Note 1 - After hours entries are typically fishing boats, which are typically double axle trailers.

Exhibit D

Dana Point Harbor Boat Launch Ramp Parking - Summer Weekend and Holiday Utilization - 2013

<u>Sunday</u>	<u>Friday</u>	<u>Saturday</u>	<u>Sunday</u>	<u>Friday</u>	<u>Saturday</u>	<u>Sunday</u>	<u>Friday</u>	<u>Saturday</u>	<u>Sunday</u>	<u>Friday</u>	<u>Saturday</u>	<u>Sunday</u>
August 4, 2013	August 9, 2013	August 10, 2013	August 11, 2013	August 16, 2013	August 17, 2013	August 18, 2013	August 23, 2013	August 24, 2013	August 25, 2013	August 30, 2013	August 31, 2013	September 1, 2013
36	17	19	31	11	38	37	7	42	30	15	39	37
33	6	25	23	7	32	26	8	27	14	18	34	30
2	3	3	1	1	6	2	2	0	0	1	4	6
27	4	19	28	7	22	19	10	23	24	4	29	25
1	0	2	0	0	1	1	1	3	0	1	2	1
30	49	125	38	24	24	29	17	21	34	35	33	61
129	79	193	121	50	123	114	45	116	102	74	141	160

Exhibit D

Dana Point Harbor Boat Launch Ramp Parking - Summer Weekend and Holiday Utilization - 2013

<u>Monday</u>	<u>Friday</u>	<u>Saturday</u>	<u>Sunday</u>	<u>Friday</u>	<u>Saturday</u>	<u>Sunday</u>	<u>Friday</u>	<u>Saturday</u>	<u>Sunday</u>	<u>Friday</u>
September 2, 2013	September 6, 2013	September 7, 2013	September 8, 2013	September 13, 2013	September 14, 2013	September 15, 2013	September 20, 2013	September 21, 2013	September 22, 2013	September 27, 2013
28	14	31	25	3	27	21	6	26	15	7
21	11	30	22	3	21	9	7	24	16	8
0	1	4	2	1	1	0	2	2	0	1
17	5	38	40	4	23	30	2	10	5	4
1	0	0	0	0	1	2	1	3	1	1
48	37	61	46	33	17	30	34	51	23	59
115	68	164	135	44	90	92	52	116	60	80

Exhibit D

Dana Point Harbor Boat Launch Ramp Parking - Summer Weekend and Holiday Utilization - 2013

Saturday	Sunday		Total	%
September 28, 2013	September 29, 2013			
36	25	Single Axle	1077	25%
26	26	Double Axle	875	20%
2	1	Triple Axle	79	2%
23	20	Jet Ski	732	17%
0	0	Sail Boat	38	1%
87	32	After Hours	1489	35%
174	104		4290	

Exhibit D
Dana Point Harbor Boat Launch Ramp Parking - Summer Weekend and Holiday Utilization - 2014

	Friday	Saturday	Sunday	Friday	Saturday	Sunday	Friday	Saturday	Sunday	Friday	Saturday	Sunday	Friday	Saturday
	July 4, 2014	July 5, 2014	July 6, 2014	July 11, 2014	July 12, 2014	July 13, 2014	July 18, 2014	July 19, 2014	July 20, 2014	July 25, 2014	July 26, 2014	July 27, 2014	August 1, 2014	August 2, 2014
Single Axle	47	46	36	6	44	44	8	58	37	20	50	35	11	33
Double Axle	35	38	24	8	41	34	11	52	43	22	47	49	18	22
Triple Axle	7	3	2	1	0	2	2	0	2	0	0	1	1	3
Jet Ski	41	34	37	4	23	29	8	23	22	4	18	7	6	22
Sail Boat	1	1	0	0	2	0	1	1	0	1	0	2	0	1
After Hours Entry ¹	71	36	49	46	39	57	90	73	72	87	94	99	60	64
Totals	202	158	148	65	149	166	120	207	176	134	209	193	96	145

Data includes weekends; Friday - Sunday, in the months of July - September, 2010 (including Independence Day & Labor Day). Launch Ramp entry counts provided by the Embarcadero Marina Operator, Vintage Marina Partners. There were a total of 40 days.

The highest entry day was 213, Saturday, August 9.

The lowest entry day was 46, Friday, August 22.

Entry Count Summary		
Entry Daily Range	# of Days	Percentage
0-50	1	0.025
51-100	8	0.2
101 - 150	16	0.4
151 - 200	11	0.275
201 - 250	4	0.1
251 - 300	0	0
Total	40	

Note 1 - After hours entries are almost always fishing boats which are almost always double axle trailers.

Exhibit D
 Dana Point Harbor Boat Launch Ramp Parking - Summer Weekend and Holiday Utilization - 2014

<u>Sunday</u>	<u>Friday</u>	<u>Saturday</u>	<u>Sunday</u>	<u>Friday</u>	<u>Saturday</u>	<u>Sunday</u>	<u>Friday</u>	<u>Saturday</u>	<u>Sunday</u>	<u>Friday</u>	<u>Saturday</u>	<u>Sunday</u>
August 3, 2014	August 8, 2014	August 9, 2014	August 10, 2014	August 15, 2014	August 16, 2014	August 17, 2014	August 22, 2014	August 23, 2014	August 24, 2014	August 29, 2014	August 30, 2014	August 31, 2014
26	5	20	41	8	39	30	6	22	33	8	22	40
21	11	20	39	12	34	19	4	34	24	13	27	37
1	1	2	0	1	3	6	2	1	0	3	4	0
15	4	15	25	7	13	20	7	22	16	5	22	40
0	0	1	0	0	1	1	1	0	1	0	0	1
26	84	155	88	36	73	86	26	29	55	69	72	65
89	105	213	193	64	163	162	46	108	129	98	147	183

Exhibit D

Dana Point Harbor Boat Launch Ramp Parking - Summer Weekend and Holiday Utilization - 2014

Monday	Friday	Saturday	Sunday	Friday	Saturday	Sunday	Friday	Saturday	Sunday
September 1, 2014	September 5, 2014	September 6, 2014	September 7, 2014	September 12, 2014	September 13, 2014	September 14, 2014	September 19, 2014	September 20, 2014	September 21, 2014
42	13	17	30	10	25	26	3	37	19
35	15	23	24	7	27	24	6	35	17
1	0	2	0	2	4	0	2	1	0
40	0	18	19	4	11	21	5	14	20
1	0	1	0	1	0	0	1	3	0
65	88	73	30	102	91	61	109	68	19
184	116	134	103	126	158	132	126	158	75

Exhibit D

Dana Point Harbor Boat Launch Ramp Parking - Summer Weekend and Holiday Utilization - 2014

Friday	Saturday	Sunday		Total	%
September 26, 2014	September 27, 2014	September 28, 2014			
10	21	15	Single Axle	1043	19%
13	18	16	Double Axle	999	18%
1	0	3	Triple Axle	64	1%
7	8	8	Jet Ski	664	12%
0	1	0	Sail Boat	24	0%
58	63	47	After Hours	2675	49%
89	111	89		5469	